

Twitter Thread by JayneshKasliwal



JayneshKasliwal

@JayneshKasliwal



**Detailed Study of Stocks that became 5X in past 2 Years
A Mega Thread■**

Concepts :

Relative Strength

Stage Analysis

Retweet and Comment If you want to attend a live session on the same !



**MULTIBAGGER
STOCKS**

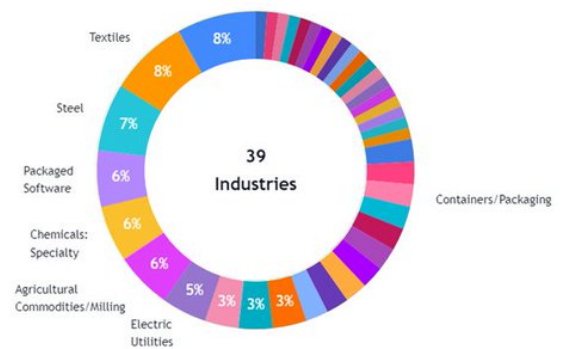
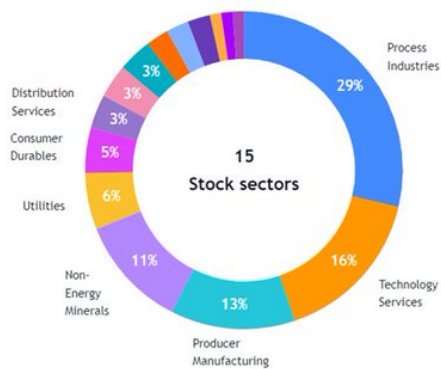
We have Got around 86 Stocks that became 5X in 2 years
These Belonged to various sectors and Groups

Excel Link for List of Stocks

<https://t.co/jESOUM32b5>

1/n

Symbol distribution



All stocks had few things in common :

Stocks doubled Before entering into Stage 2 Uptrend

52 week RS was positive in stage 2

90% stocks even gave all time high breakout after Stage 2

60 Stocks had market cap less than 1000 Cr

Examples : OLECTRA , PGEL

2/n

jayneshkastiwal1 published on TradingView.com, Mar 20, 2022 18:53 UTC+5:30



So What is Relative Strength ?

Relative strength is a strategy used in momentum investing and in identifying value stocks.

It focuses on investing in stocks or other investments that have performed well relative to the market as a whole or to a relevant benchmark.

3/n

How to Apply ?

Type

“Relative Strength”

Choose any

By bharattrader

By traderlion

By Modhelius

I use by bharattrader

In setting use 52 period

Use Weekly Chart

4/n

relative

☆ Favorites

👤 My scripts

📊 Built-ins

📖 Community Scripts

Relative Volume RVOL Alerts

★ Relative Strength

Relative Strength of Volume Indicators by DGT

Relative Volume at Time

Relative Strength Index Direction by Nico Muselle

☆ Relative Volume

Relative Strength Index Вик

★ Relative Strength of a stock

Relative Estimated Price REP by KIVANÇ fr3762

Relative Currency Strength

Relative Momentum Index

Relative Momentum Index-coinigy

Relative Volume (RVOL) - Beasley Savage

Relative Strength(RSMK) + Perks - Markos Katsanos

Relative Strength Volatility Variable Bands [DW]

oh92

modhelius

dgtrd

TradingView

Nico.Muselle

veryfid

vik123

bharatTrader

KivancOzbilgic

john_everist

everget

coinsspor

BeasleySavage

midtownsk&rg...

DonovanWall

2326

1975

1903

1620

1123

998

788

765

700

687

658

650

641

595

534

{ }

or

Strategy Tester

Trading Panel

Helps to filter out stocks in good momentum and that are giving better returns than nifty
These stocks tend to outperform the market for a long term
These are potentially superstocks

52 period signifies 1 Year of trading
In 1 Year we have around 52 trading Weeks
5/n



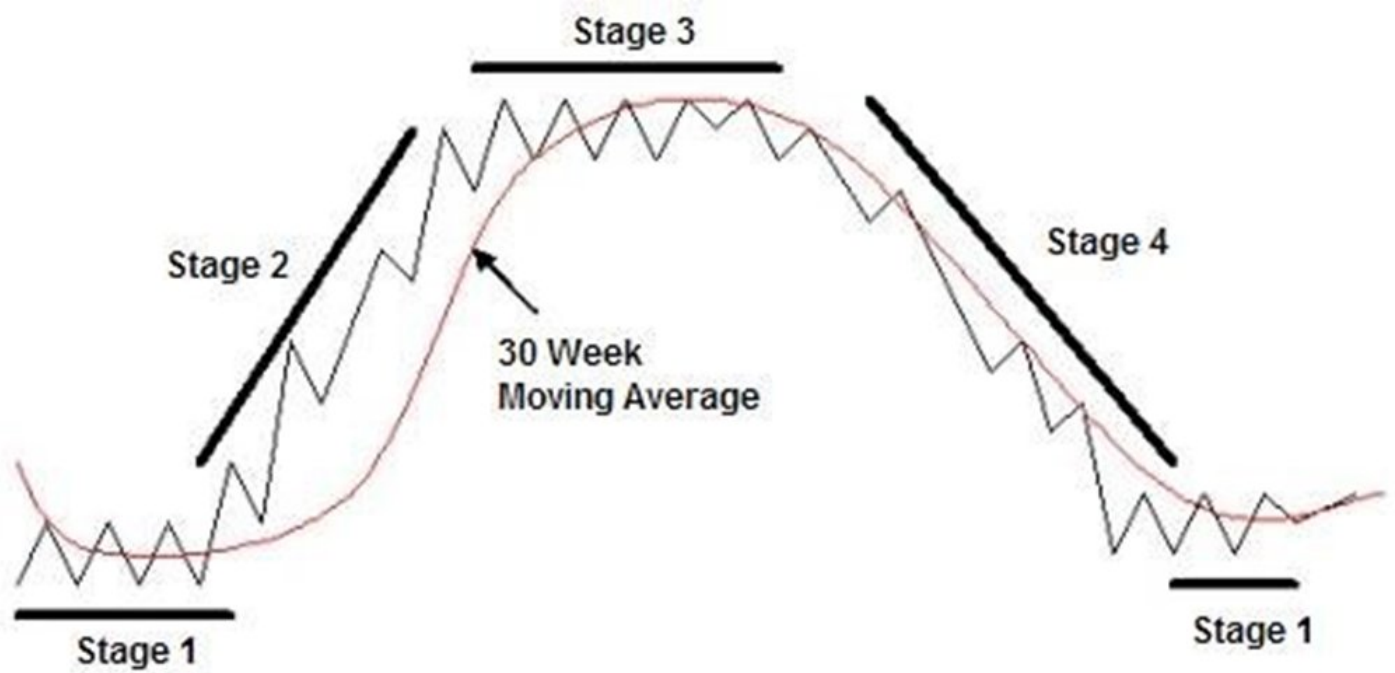
What is Stage Analysis ?

Stage 1 : Accumulation Phase

Stage 2: Advancing Phase This is the stage where we should be looking to take long positions in a stock or index. Buyers are now in control and the balance of power is now in line with demand

Look for Stocks in Stage 2

6/n



Past Leaders Charts :

3 types of entries

Stage 1 Breakout

52 week high Breakout

All time / Multi Year Breakout

#LTI #JSLHISAR #Tatalexsi

jayneshkasiwal1 published on TradingView.com, Mar 19, 2022 18:03 UTC+5:30



Trading Strategy to find new Leaders :

Let us now summarize everything and apply the whole concept in real trading

What are we looking for ?

Stock breaking out of stage 1 and above 30 wema

Relative strength > 0 and increasing

Example : 20 Microns , #OrbitExports

7/n

jayneshkasiwal1 published on TradingView.com, Mar 26, 2022 20:23 UTC+5:30



TradingView

The more time RS was positive before the breakout the better .

Enter on Stage 1 Breakout

Look for rising Volumes on right side of base

Volume on Updays should be greater than Volume on Downdays

8/n



TradingView

Observations of Past data

Only ¼ of the stocks were trading above 100 before they became 5X

Out of 85 Stocks only 20 were above 100 rs

Even now 50 Stocks are having market Cap less than 5000 Cr that means they were having market cap of around 1k cr before they become 5X

9/n

20 Stocks are having market cap above 20k cr now

66 Stocks have market cap 10k Cr now !

Only 11 Stocks had ROE and ROCE >20 That means Fundamentals didn't matter that much

#CentruyPly #Onwardtech

10/n

jayneshkastiwal1 published on TradingView.com, Mar 22, 2022 13:36 UTC+5:30



Stoploss Also Hits using The same Strategy

#CosmoFilms

#PrakashIndustry

Risk Reward Will always be $> 1:10$ As if we ride the complete trend till stage 3 Breakdown then stocks become 2X 3X easily
Small Losses should be Booked and Re entry should be Taken if stock regains momentum

jayneshkastiwal1 published on TradingView.com, Mar 19, 2022 18:52 UTC+5:30



Some Stocks That are coming out of stage 1 and 52 week RS Increasing and >0

#Shankara #HSCI #Goacarbon #RuchiraPapers

Using the Same Concepts of Stage Analysis and Relative Strength

12/n



RULES :

- ➡■Enter Near Stage 1 Breakout and Pyramid Slowly
- ➡■Use 30 Wema trailing Stoploss
- ➡■Look for Stocks below 1000 cr Market cap
- ➡■Fundamentals dont matter much if you use stoploss

13/n

MentorShip Program:

SWING TRADING MENTORSHIP GROUP!

- Mentorship starting in April on weekends only with recording
- Covering Pure Price Action , Relative Strength, Stage Analysis, How to find Super Stocks

LINK FOR ENQUIRY:

<https://t.co/Y6Wlyvbcjx>

14/n

ADVANCED SWING TRADING GROUP

WHAT YOU WILL LEARN?

COURSE FEES
1,500/-

**COURSE + CALLS + SUPPORT
FOR 3 MONTHS**

MORE INFO.

Sunday Timing

2 pm to 4 pm

Google Meet

5 Sessions

The recording
will be provided

Concepts:

- 4 Stages of Stock: Stage Analysis
- Entry, Exit and How to Avoid Big Losses
- Swing Trading Strategies
- Volatility Contraction Patterns, Moving Average Strategy, Breakout Trading
- How to find Super Performance and Multibaggers using Relative Strength
- How to understand Broader Market, Sector Rotation and choose the strongest Sector
- Basic Use Of Chartink Screener + Screener dashboard
- How to Select Stocks for Swing Trading Entry, Exit, Targets and Stoploss
- Position Sizing and Risk Management
- Psychology For Trading
- Live Discussions and personal Stock Queries Session
- **BONUS: OPTIONS TRADING BASIC Recording + 1 STRATEGY**

CONTACT US:

+91 76740 079 38



@Techno_Charts

*Do Give Us A Call,
For More Information.*

Stage Analysis Thread :

<https://t.co/YrFHSRd9jE>

Relative Strength Thread:

<https://t.co/d7FtnZZDSi>

15/n

Understanding STAGE ANALYSIS

I read one of the greatest Trading Books so that You dont have to !\U0001f9f5

Secrets of Profiting in Bull and Bear Markets

by Stan Weinstien

Retweet and Share !

Comment Yes for another Book Summary :) <pic.twitter.com/eLfSiQV5nm>

— JayneshKasliwal (@JayneshKasliwal) [February 13, 2022](#)

Telegarm Link :

<https://t.co/z988TyQcKm>

Payment for Mentorship :

<https://t.co/GLkbXReMif>