

## Twitter Thread by Miss



**Miss**

[@missdcox](#)



### **GIVING FEEDBACK in GOOGLE CLASSROOM**

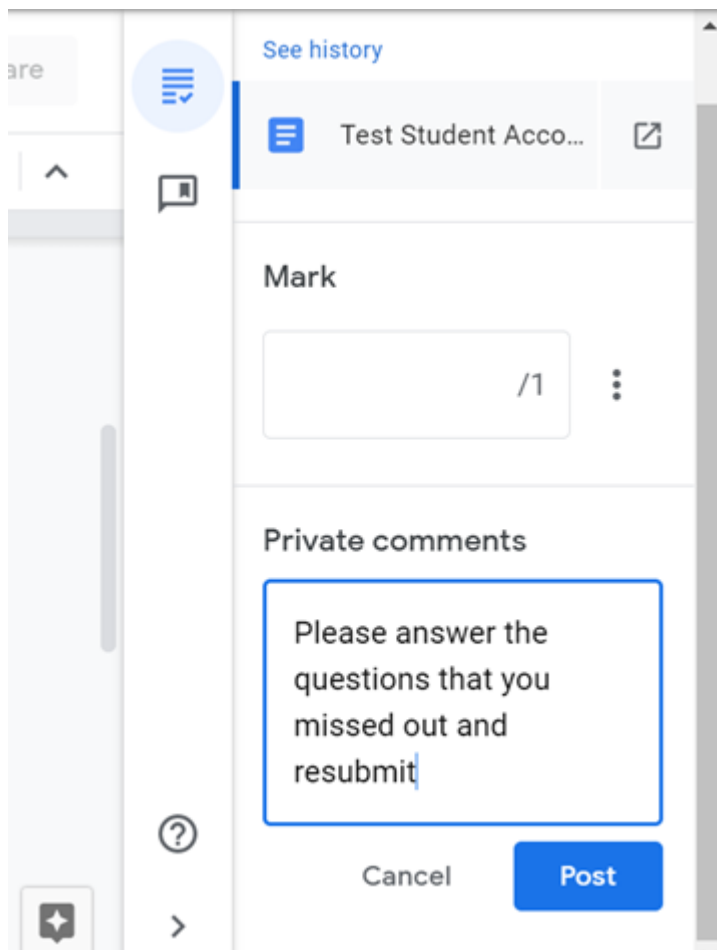
**Tips for giving students feedback on their work (avoiding add-ons) within Google Classroom**

**Please read, share and add more ideas.**



### **#GoogleClassroom**

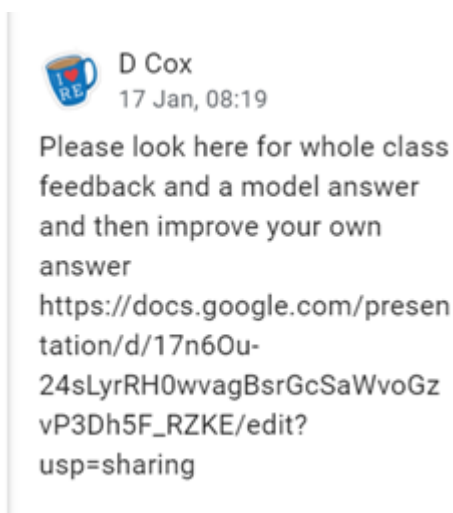
Simply write a private comment next to their submission



This private comment could link them to a whole class feedback sheet and/or model answer that they need to read first.

You can make this on a google doc/slide and then paste the link into their private comments.

You can link different students to different links if needed



If you want all the class to look at your feedback doc then you can share it in the class stream.

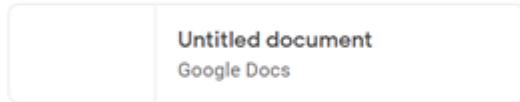


## Lesson 10 - Islam - Muhammad



D Cox • 07:54

1 point



1 class comment



D Cox 08:22

Please can you all look at the feedback and model answer here and then improve your own work  
[https://docs.google.com/presentation/d/17n6Ou-24sLyrRH0wvqBsrGcSaWvoGzvP3Dh5F\\_RZKE/edit?usp=sharing](https://docs.google.com/presentation/d/17n6Ou-24sLyrRH0wvqBsrGcSaWvoGzvP3Dh5F_RZKE/edit?usp=sharing)



Add class comment...



If you've used a google doc for their work (see here <https://t.co/4J3dATVy1e> )  
you can type directly on to their work. You might want to do this in a different colour so it stands out.

Select 'edit' the document and type on to it

Students can then respond and resubmit

### 3. Explain what life was like there at that time

Feedback - Please answer the questions that you missed out and resubmit

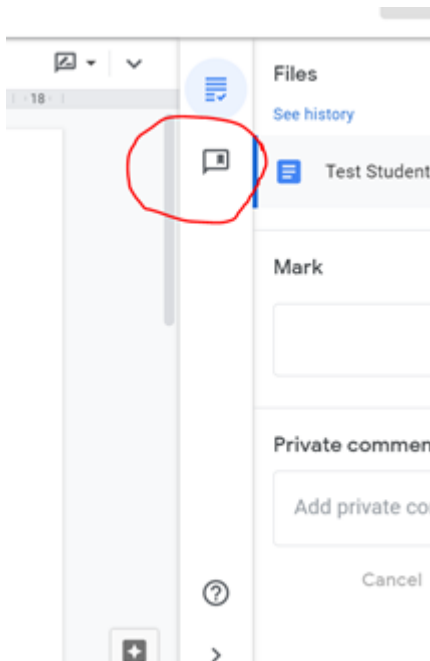
Make a copy of a document for each student so they can respond/annotate their own version.  
[pic.twitter.com/UaTJdAIPlY](https://pic.twitter.com/UaTJdAIPlY)

— Miss (@missdcox) [January 9, 2021](#)

If you find yourself repeating the same feedback over & over you can use the comment bank.

Add comments that you want to be able to reuse.

These comments stay the same no matter which student/class you are using them with.

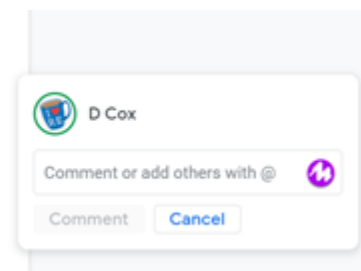


To use the comment bank, highlight the part of the work you want the comment to be linked to.

Click the + box

You can free type into this box or to use the comment bank....


3. Explain what life was like there at that time



...type the # key and your comments will appear below.

Start typing the beginning of the comment you know you have in your comment bank and comments will appear that have those letters in.

Select the comment you want

 D Cox

#

Two clear paragraphs with two developed points 👍


Incorrect ❌

Correct ✓

Add a quotation to your answer

Good evaluation (Strong or weak)

Press the comment button OR if you want more comments type the # again and you can keep adding comments

 D Cox

How does this INFLUENCE them?  
What do the SPECIFICALLY believe,  
think, do because of it?

#

**Comment** Cancel

## RUBRICS

Use simple statements to feedback on the quality of student response. This can be with/without marks.

Think carefully what criteria make a 'perfect' piece of work and what the stages might be to get there.

*Saved*

**Assign**



For

Trial



All students



Points

100



Due

No due date



Topic

No topic



Rubric

**+ Rubric**



Check plagiarism (originality)

[Learn more](#)

I think the easiest way to make a rubric is by creating a google sheet of the criteria.

I used a template from here <https://t.co/vrXAQZ4jZo>  
however I edited it to give me more flexibility in what I wanted.

See a 'copy of one of my examples here: <https://t.co/y98fld0ppX>

Points of view					
You need to give a view that supports the statement and a 'different' view	Done well	Partially done	Partially done	Partially done	Not done
	You gave different points of view with reasons that contribute well to the argument	You've given one reason for each view. You need to add more reasons.	You only gave one point of view. You need to add a different point of view	You've given view/s but they are not specifically on the statement given. Re-read the wording carefully	You didn't do this. Please add to your answer
Evaluation					
You need to say if the arguments are strong/weak etc	Done well	Partially done	Partially done	Not done	
	You've evaluated your arguments by saying if they're strong/weak with clear reasons. These are logical and not like a list.	You've said if the arguments are strong/weak but it is like a list.	You've said if the arguments are strong or weak but haven't explained why	You didn't do this. Please add to your answer	
Reference to religion					
You must reference religious view/s	Done well	Partially done	Partially done	Not done	
	You've used appropriate religious view/s and beliefs are applied to the issue	You've said 'Christians/Muslims believe' but only some do. Please use 'Some Christians/Muslims'	You've mentioned religious beliefs but haven't said which religion they are from.	You didn't do this. Please add to your answer	
Logical chains of reasoning					
Your answer should be clear, logical & answer the exact statement. It should flow between points like a discussion/argument with arguments & counter arguments.	Done well	Partially done	Partially done	Not done	

Once you've created the rubric you can then put it on to an assignment and once student have submitted the rubric appears in the private comments area

You just select which is the most appropriate for that student in that area of their work.

Quotation ^

Correct

Your quotation supports your point

Incorrect

Your quotation doesn't support the point. Add another more relevant quotation.

Unclear

You haven't used "\_\_\_\_\_" or referenced the source of the quotation. Please add.

Missing

You haven't included a clear quotation. Please add one.

If you want to share the rubric with others then just share or make a copy of the google sheet & they can use it with their classes.

People can also share rubrics on social media for specific tasks or texts etc Just make sure you lock it & share for people to download/copy only

Using google forms is probably the easiest way to collect insights into student learning & give feedback however it deserves its own thread!

Make a form to find out what students 'know' & 'understand' as a quiz.

You can then analyse common errors & set a task to address these.

AQA GCSE Mster website Islam The Nature of Allah

Your email address [redacted] will be recorded when you submit this form. Not you? [Switch account](#)

\*Required

Name \*

Your answer

Surname \*

Your answer

Which of these do Muslims believe about Allah? \* 1 point

- ☐ He is a man
- ☐ Transcendent
- ☐ Omnipotent
- ☐ All merciful

What does Surah 112 tell us about Allah? \* 1 point

- ☐ He is Eternal
- ☐ He is unique

Finally, I have to mention the Mote add-on [@justmoteHQ](#) which [@josephkinnaird](#) showed me.

It records a short snip of you speaking in which you can give feedback. Here is Joe's thread on how you could use it.

<https://t.co/PqIn1nhiV0>

A short thread of how you can use Mote within Google Classroom.

— Joe Kinnaird (@josephkinnaird) [January 10, 2021](#)