

Twitter Thread by Office for National Statistics (ONS)



Office for National Statistics (ONS)

@ONS



We've released our latest bulletin for deaths registered in England and Wales for week ending 8 January 2021 <https://t.co/lwPoNzHUvu>

These data have been affected by the Boxing Day and New Year's Day bank holidays, and should be treated with caution.

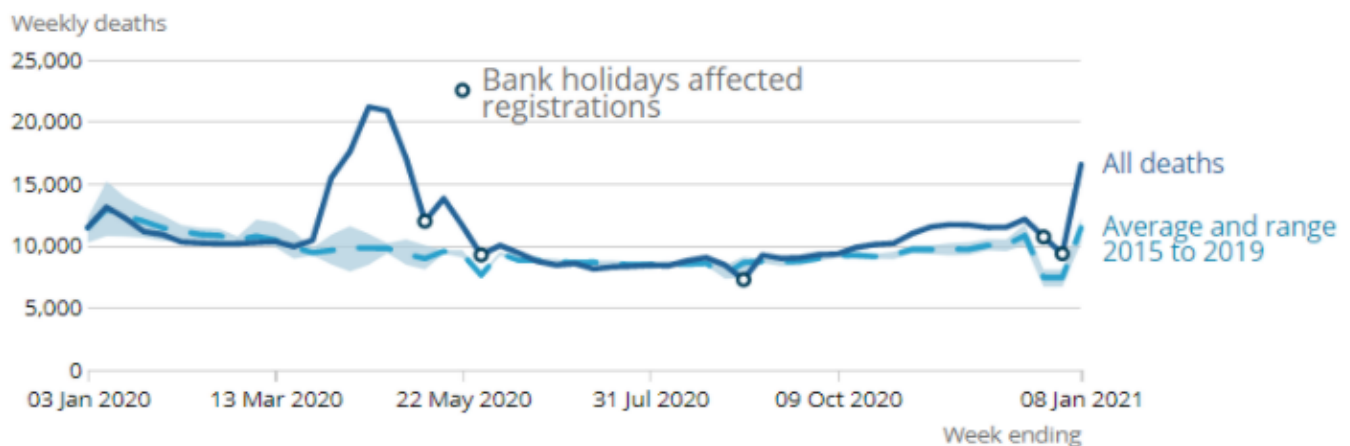
The provisional number of deaths registered in England and Wales in the week ending 8 January 2021 (Week 1) was 17,751.

This was 7,682 more than Week 53.

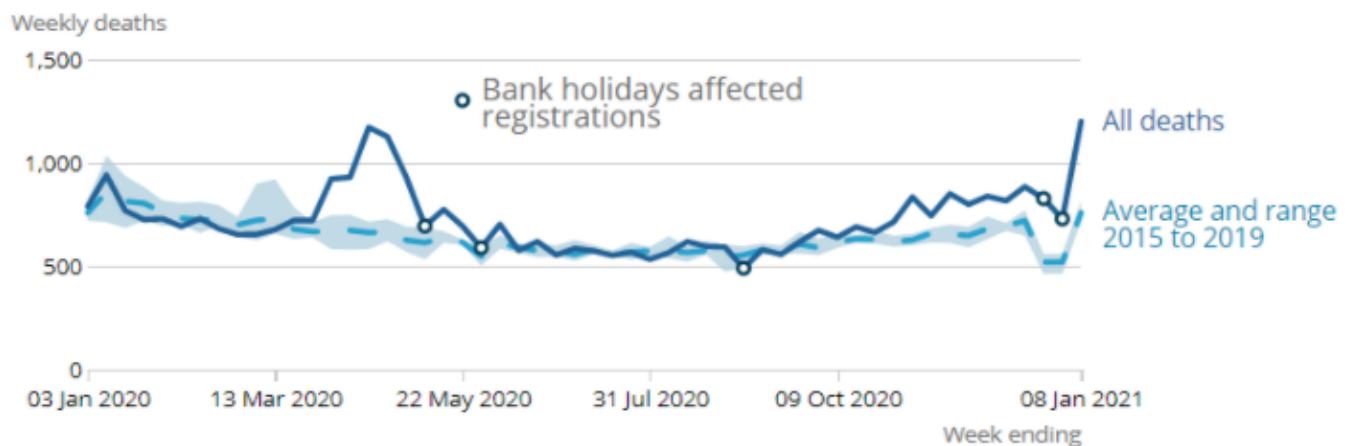
Please note: this sharp increase may be because of the New Year Bank Holiday <https://t.co/hfjsArBUyM>

The number of deaths was above the five-year average in Week 1


Number of deaths registered by week, England and Wales, 28 December 2019 to 8 January 2021



Wales



Source: Deaths registered weekly in England and Wales, provisional: week ending 8 January 2021

 Office for National Statistics

In the week ending 8 January, the provisional number of deaths registered was 45.8% (5,576 deaths) above the five-year average.

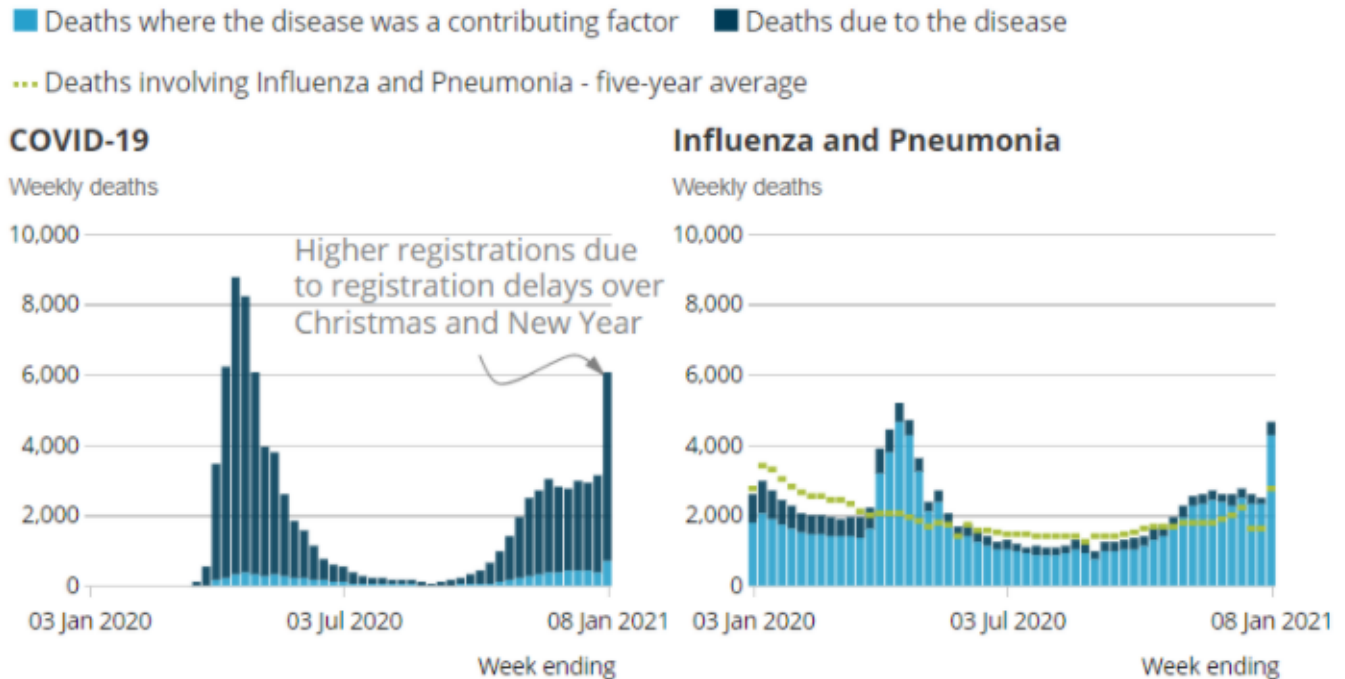
This increase should be treated with caution because of the bank holidays <https://t.co/HVL5WdM3hX>

Of the 17,751 deaths registered in Week 1, 6,057 mentioned #COVID19 on the death certificate (34.1% of all deaths).

This has risen by 2,913 #COVID19 deaths since the previous week <https://t.co/i7g7eFBN8z>

The number of deaths involving COVID-19 increased in Week 1

Deaths involving and due to COVID-19, and Influenza and Pneumonia, England and Wales, deaths registered in 2020 and 2021



Source: Deaths registered weekly in England and Wales, provisional: week ending 8 January 2021

Office for National Statistics

Of the 6,057 deaths involving #COVID19, 88.6% had this recorded as the underlying cause of death.

Of the 4,649 deaths involving influenza and pneumonia, 8.2% had these as the underlying cause <https://t.co/qeiyh4XWkC>

Of deaths involving #COVID19 since the start of the pandemic (registered up to Week 1 of 2021), 60,057 deaths (68.5%) occurred in hospitals. The remainder mainly occurred in

■ care homes (21,621)

■ private homes (4,232)

■ hospices (1,173)

➡ <https://t.co/b6CVHLkTmK>

Total deaths involving COVID-19 to date

	Week 11 2020 to date	Current week (up to 8 Jan 2021)
Private home	4,232	290
Hospital (not including psychiatric)	60,057	4,685
Hospice	1,173	73
Care home	21,621	960
Other communal establishment	338	23
Elsewhere	305	26

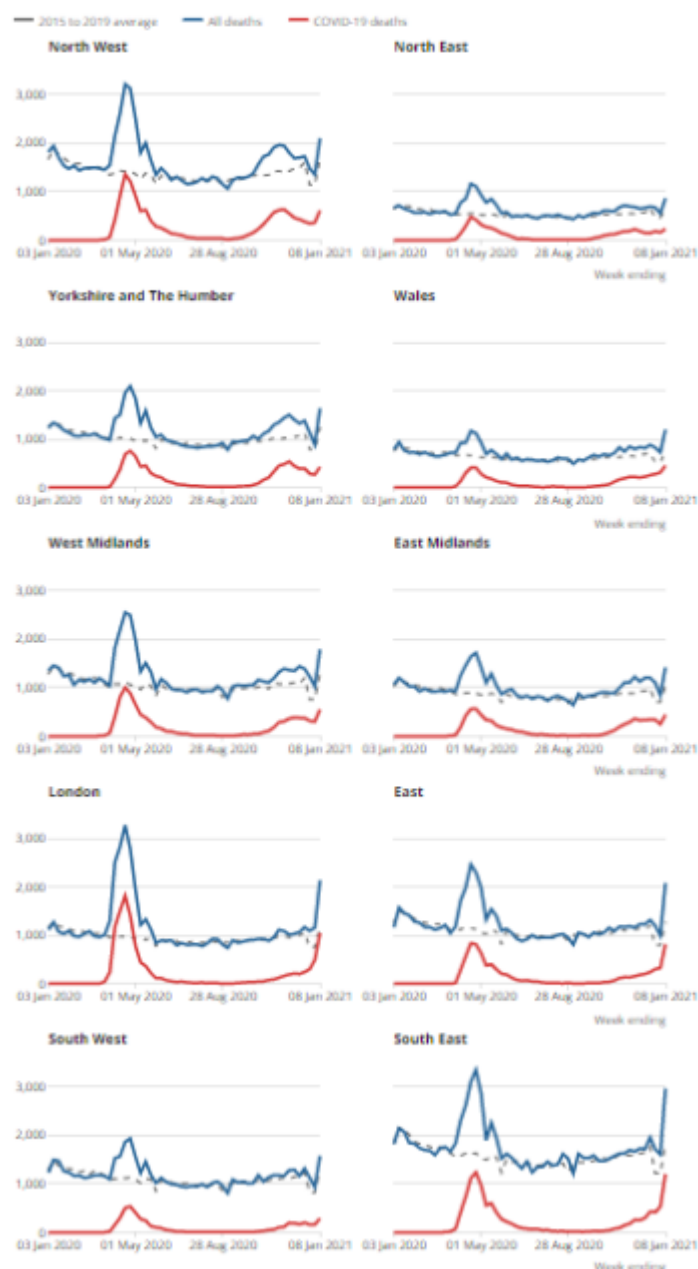
Source: Deaths registered in England and Wales,
provisional: week ending 8 January 2021

 Office for National Statistics

The number of deaths involving #COVID19 increased in all English regions <https://t.co/o2clZ2LHJg>

The number of deaths in Week 1 was higher than the five-year average in all English regions and Wales

Number of deaths in Wales and regions in England, registered between 28 December 2019 and 8 January 2021



Source: Deaths registered weekly in England and Wales, provisional: week ending 8 January 2021



In Wales, there were 454 deaths registered in Week 1 involving #COVID19, an increase compared with the 310 deaths registered in Week 53 <https://t.co/YSABqQcAF>

In England, of all deaths that occurred up to 8 January 2021 (registered up to 16 January), 85,013 involved #COVID19.

For the same period @DHSCgovuk reported 70,541 #COVID19 death notifications (where the death occurred within 28 days of a positive test) <https://t.co/bgn9KTZxMm>

For Wales up to 8 January 2021 (registered up to 16 January), our data show 5,599 deaths involved #COVID19.

@DHSCgovuk reported 3,919 COVID-19 death notifications in this time, based on @PublicHealthW data where death occurred within 28 days of testing <https://t.co/GRpGkXSXvL>

ONS figures for date of death are based on deaths registered up to 16 January 2021 and may increase as more deaths are registered.

@DHSCgovuk reports on date of notification and only include deaths reported up to 5pm the day before
<https://t.co/xvu5MMQHFO>