

Twitter Thread by Learner Vivek Bajaj



Learner Vivek Bajaj

@vivbajaj









New Combo Scan using @mystockedge

Strong Stocks as per Price Action

High Previous Day Delivery

High this week Dellivery

Scans in this Combination Scan		6
	Higher Delivery Quantity	×
	High Delivery Quantity this Week	×
	Stock Outperforming Benchmark Index in both 1 Week and 3 Month	×
	Stock Outperforming Sectoral Index in both 1 Week and 3 Month	×
	Increasing Relative Strength - Benchmark index	×
	Increasing Relative Strength - Sectoral Index	×

Add Scan

Ready for breakout above 133

High delivery

Reasonable fundamentals

Do your own analysis. This is only for education purpose.



Bliss GVS Ph...



Prices

Chart

Deliveries

Updates

Technicals

123.25

-3.55

BSE

NSE

03 Aug 2021, 04:00:00 PM

▼2.8%

Volume: 439,425

11-May-21, Close : 128.15, Vol : 5,12,826

High : 132.90, Low : 117.00



6M Low : 91.50

12 Apr 2021

6M High : 191.70

04 Feb 2021

1D

1W

1M

3M

6M

1Y

2Y

5Y

Case study : La Opala

Broken above 287

Strong stock

Decent fundamentals

Do your own study please. This is only to explain the power of [@mystockedge](#)



La Opala RG ...

[Prices](#)[Chart](#)[Deliveries](#)[Updates](#)[Technicals](#)[Daily](#)[Weekly](#)[Monthly](#)[BSE](#)[NSE](#)[Both](#)

Case study : Tata Communications

Broken the high range

Increase holdings by mutual funds

Strong price action

Strong delivery

Only for education, please.



Tata Commu...

[Prices](#)[Chart](#)[Deliveries](#)[Updates](#)[Technicals](#)

1,516.25

+36.60BSENSE

03 Aug 2021, 04:00:00 PM

▲2.5%

Volume: 27,242

15-Jul-21, Close : 1,389.55, Vol : 15,838

High : 1,426.20, Low : 1,383.30



1Y Low : 756.85

13 Aug 2020

1Y High : 1,521.00

03 Aug 2021

[1D](#)[1W](#)[1M](#)[3M](#)[6M](#)[1Y](#)[2Y](#)[5Y](#)