

Twitter Thread by [Hindu Media Wiki](#)



Hindu Media Wiki

[@HinduMediaWiki](#)



Tripundra Dhaaran - Paapa Vimukti

Our generations are fascinated about Tripundram being just a religious symbol. There are in depth meanings of such a Tilak on a Seeker's Forehead

" No Tilak symbolizes Shree Viheen"


Tilak Dharan on forehead is having deep science than one can ever imagine. It is not just a symbol of Sanatan but also builds a lot of confidence of human actually. It is related to Tejas & Varchasv of a human.

pic.twitter.com/vM46BqU3f7

— Hindu Media Wiki (@HinduMediaWiki) [December 21, 2020](#)

The very first mistake is the way it is applied.

Tripund isn't applied with dry Bhasm, it should be made wet and then applied in a prescribed manner with proper use of fingers and direction of application. Bhasm is collected from various sources



The most important ones mentioned in upanishats are 1. Yagnya Kund Bhasm 2. Bhasm made from Cow's Dung alone. A special agnihotram was perform to save the Bhasma after that for Dhaarana. A major mantra while applying bhasm is Mrutyunjaya Mantra



Dwijas have a very long process of applying the Tripundram along with their Sandhyavandanam. For commoners there are some basic rules people have to follow while applying Bhasm



Bhasm Applied in Morning - Should be mixed with water and applied

Bhasm Applied during Afternoon - Should be mixed with Chandan and Applied

Bhasm Applied during and after Pradosh - Should be applied Dry as such

Ślō: Prātaḥ sasalilaṃ bhasma madyahnē
gandha miśritam!

Sāyāhnē nirjalaṃ bhasma ēvaṃ
bhasma vilēpayēt!!

Ślō: Madhyamānāmi kāṅgu'an'guhḥṭ:
Anulōma vilōmataḥ!

Ati svalpa manā yuṣyam ati dīrghaṃ
tataḥkṣayaṃ!!

Nētra yugma pramāṇēna bhālē dīptaṃ
tripuṇḍrakam!!


Fingers to be used

1. 1st Finger Thumb
2. Middle Finger
3. Ring Finger

The 3 elements Agni, Akash and Prithvi Tatvas.



One should mix Bhasm with water pr Chandan or dry on left hand palm and then start reading shiva shlokas and then take the Bhasma with Thumb and draw a light line of Naama and take now bhasm with middle and ring finger and apply 2 lines from left to right by chanting Triyambakam



These 2 lines will be 1st and 3rd lines. Leave good gap in between., and now with thumb from right to left draw a line in between. This completes the Tripundra. No dots are applied on the Tripundra. A Chandan dot with kumkuma is applied in the Trikuti space between the eyebrows.



Tripund lines should not extend upto ends of eyes. It should remain only on phaala bhaga I.e Forehead. This process is well explained in kalagni Rudra Upanishad and Bhasma Jabala Upanishad.



1st line - Garhapatya (the sacred fire in a household kitchen)

A syllable of Om the Rajas guna

The Earth element

The External Atman

Kriya ■ Shakti— The power of action, The Rigveda

The morning extraction of Soma rasa and The presiding Lord is Maheshvara



2nd Line - Dakshinagni (the holy fire lighted in the South for ancestors)

The sound U of Om the Sattva guna

The atmosphere element

The Inner Atman


Ichha Shakti – The power of will The Yajurveda

The midday extraction of Soma Rasa

The presiding lord is Sadasiva



3rd Line - Ahavaniya (the fire used for Homa)
The M syllable in Om the Tamas guna
The Svarga – heaven
The Paramatman (the highest Atman) (Parabhraman)
The Gnyaana Shakti - The power of perception
The Samaveda
The disk extraction of Soma rasa
The presiding lord is Shiva



Rules :

1. Wear Tripund after Bath
2. Turn towards East and Apply the Tripund
3. Do not wipe off Tripund on odd times of a day esp Apaharna
4. Gopi Chandana is best to mix with Bhasm during afternoon
5. Never wet the Bhasm in evenings
6. Never wear dry Bhasm during mornings

Dwijas have various mantras like panchabhrama mantras in Sandhyavandanam etc to wear the Tripund. Tripund represents more than this , the Tri - Triloka Bhu, Bhuva, suvaha. Tri Tapa - Bhoutikam, Deiveekam, Aadhyatmam. Trigunas and 3 duties of Nature Shrushti, Sthiti & Laya ■