

## Twitter Thread by Sourabh Sisodiya, CFA



**Sourabh Sisodiya, CFA**

[@sourabhsiso19](#)



**Thread: Risk hai toh ishq hai ?**

**1) A lot of people talking about today's freak trade in 37100 PE in BNF**

**We as traders are always exposed to various types of risk and it's a part of our business.**

**Let me highlight certain risk faced in past years & also ways to manage it**



**2) Gap Risk**

18th may 2009

Markets opened at 9:55 AM as this was the market opening time at that time  
Nifty immediately hit an 20 % upper circuit at 10.01 am and the markets froze.

So markets were open only for 6 minutes.

There are many such instances of overnight gaps



### 3) Vega Risk

On 24th August 2015, the Indian markets declined close to 5.92%.

Nifty around 490 points but something unusual happened on that day.

Far otm Call options shot up inspite of such a huge fall■

Vix shot up 64%

**9000 CE almost doubled in price**

Far OTM options almost doubled in price inspite of such a fall

Symbol	Date	Expiry	Option type	Strike Price	Open	High	Low	Close	LTP	Settle Price	No. of contracts
NIFTY	21-Aug-2015	27-Aug-2015	CE	9,000.00	1.15	1.50	0.90	1.25	1.15	1.25	40,035
NIFTY	24-Aug-2015	27-Aug-2015	CE	9,000.00	0.95	2.40	0.80	2.05	2.40	2.05	45,123

\* In case of Option Contracts "Turnover" represents "Notional Turnover"  
\*\* Premium Turnover is calculated w.e.f. September 01, 2015

### 4)Gamma Risk

26th sept 2019

It was an expiry day and 30000 CE went from 50 to 1000+ in minutes and eventually closed at 0

This move caused lot of leveraged traders to lose a significant amount of their capital

Many such instances of gamma risk on expiry day

## Huge Spike in Call Options



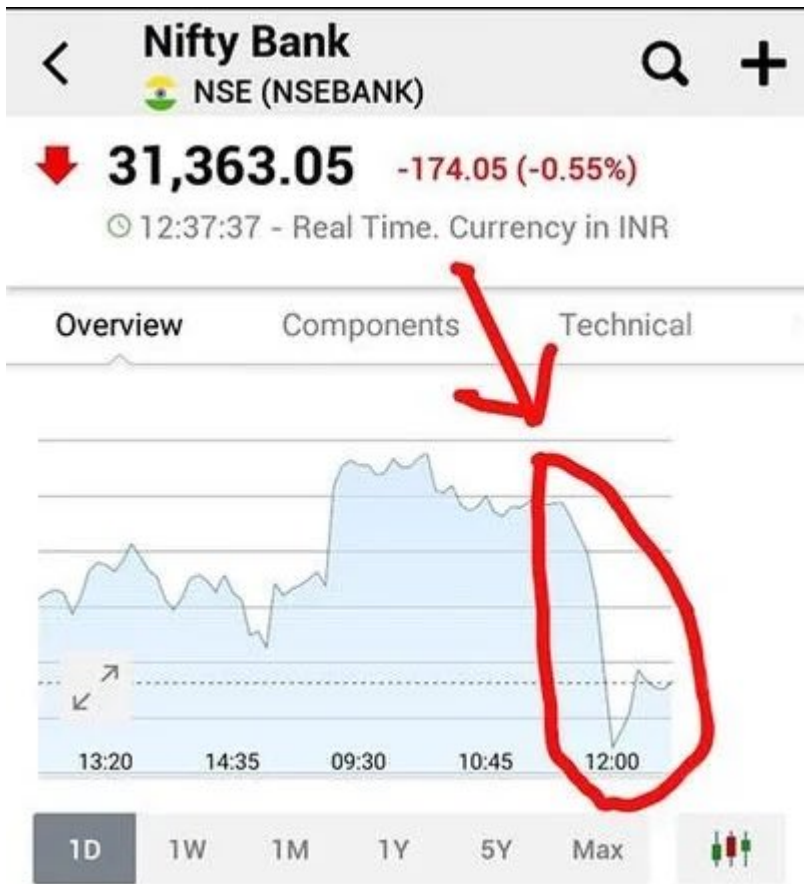
### 5) Flash Crash

31st may 2019

Flash crash in Banknifty of 1000+ points.

Friday's high of the Bank Nifty was 31,783 and the low point of the index was 30,623

Such flash crash has been seen in many stocks as well on other instances



6) Black swan risk

13th march 2020

Nifty hit 10% lower circuit and trading was halted for 45 mins and when the circuit opened markets rallied and close around 4% in the green.

Sensex which was 3300 points down in the morning, at day end closed at 1300 points in the positive■

13th March 2020

## NIFTY HITS LOWER CIRCUIT



TRADING HALTED FOR 45 MINS

### 7) Algo/Execution Risk

August 1, 2012

Due to algo issue Knight capital did 397 million shares and assumed a net long position in 80 stocks of approximately \$3.5 billion as well as a net short position in 74 stocks of approximately \$3.15 billion. Knight lost over \$460 million



Knight Capital's computer bug cost the firm \$440 million, making it one of history's most expensive software glitches.

Is Knight's \$440 million glitch the costliest computer bug ever?

A historic drop occurred on April 20, when the price of West Texas Intermediate crude dropped by almost 300%, trading at around negative \$37 per barrel.

21st April 2020



Sellers wanted to close the contracts at any cost resulting in prices reaching as low as negative \$37 per barrel

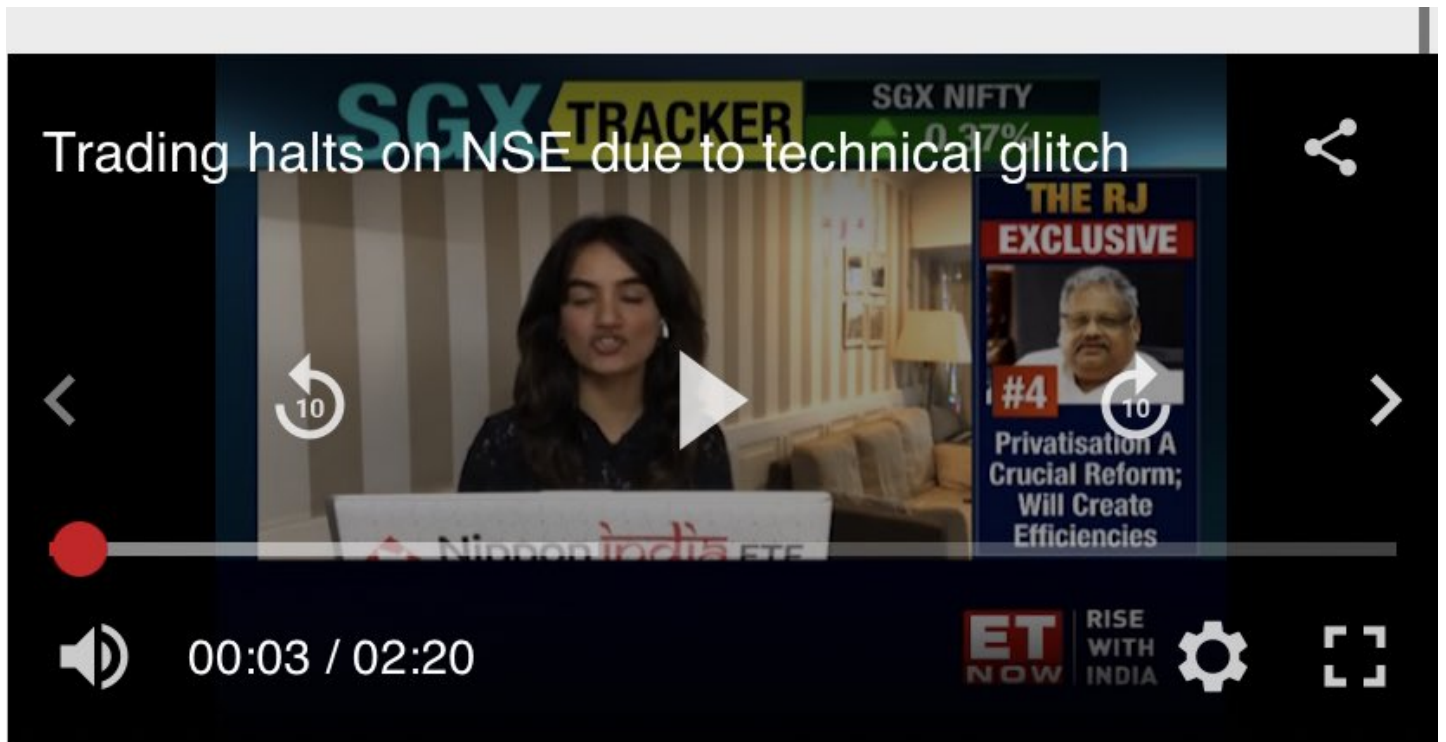
Negative price means that producers are willing to pay a certain amount of money, \$37.63 per barrel to have the oil taken away from them

Indicating that the excess supplies have exceeded the capacity to store them

9) Exchange issue(Technical Glitch)

On 24th Feb 2021, NSE faced a technical glitch for the entire day and trading was halted.

This caused a lot of issue and completely out of a hands of a trader



## Trading halts on NSE due to technical glitch

Cash and F&O trading on the National Stock Exchange (NSE) has been stopped due to technical glitches at certain places. Nifty 50 has not made any movement since 10.08 am. It stood at 14,820.45-level up by 112.65 points or 0.77%.

ET Now | 24 Feb 2021, 12:48 PM IST

### 10) Liquidity Risk

This happened with me

I had sold justdial 500 CE on MIS when spot was at 485. I had sold 2.68 L qty and was in profit of 1.5 L at 3.19  
But at 3:20, my mtm was -18.3 L



Lost 20 L in a minute due to liquidity risk (see response from [@zerodhaonline](#) to understand)



JUSTDIAL16AUG500CE



MIS / NFO

NET QTY.

0

AVG. PRICE

—

P&L

-1838840

LAST CLOSE

0

LTP

0.05

DAY'S P&L

-1838840

BUY QTY.

264800

PRICE

7.47

VALUE

1978840

SELL QTY.

264800


PRICE

0.53

11) Risk and ways to manage !

I have highlighted some common risk and ways to manage it

See the image below

<b>TYPES OF RISKS</b>		
	<b>GAPUP /GAPDOWN RISK</b>	<b>PROPER POSITION SIZING OR HEDGE TO MAX LOSS</b>
	<b>LIQUIDITY RISK</b>	<b>MAKE SURE THE TRADED INSTRUMENT HAS ENOUGH LIQUIDITY</b>
	<b>FLASH CRASH</b>	<b>KEEP OTM PROTECTIVE BUY STOPS IN THE SYSTEM</b>
	<b>NETWORK ISSUE</b>	<b>HAVE A BACKUP BROKER &amp; BACKUP INTERNET</b>
	<b>OPTION FREEZE</b>	<b>REDUCE LEVERAGE CLOSER TO EXPIRY DAY</b>

12) As a trader, we have signed up for these risks and we cannot complain about it. All we can do is be prepared & manage them

- Never take the markets lightly
- Anything can happen anytime in the markets
- Be aware of the risk you are exposed to
- Manage risk at all times

End