

Twitter Thread by Sahil Bloom



Sahil Bloom

@SahilBloom



How to find (and operate in) your Zone of Genius:

A few weeks ago, I shared a thread—How to Win (without talent or luck)—that got a lot of attention.

One of the most popular insights I shared was the idea of operating in your Zone of Genius.

But I got a lot of questions about how to practically achieve that... <https://t.co/HAuxoPeKp6>

How to Win (without talent or luck):

— Sahil Bloom (@SahilBloom) October 16, 2021

Your Zone of Genius is where your interests, passions and skills align.

Operating in it means you stop playing *their* games and start playing *yours*.

This thread shares my framework—built through personal struggle—for finding and operating in your Zone of Genius:

First, let's get one thing straight.

Everyone has a Zone of Genius.

"Genius" here is a relative term, not an absolute.

It's not about being top 1% at something—it's about the unique space where your relative strengths are accentuated (and relative weaknesses masked).

Furthermore, everyone's Zone of Genius is different and unique to them as an individual.

The goal of a founder, startup, or organization, therefore, is to build a team with complementary—not conflicting—Zones of Genius.

This is where $1+1=3$!

Sounds great—but how do you identify your Zone of Genius and operate more frequently in it?

My framework is effectively 4 steps:

- (1) Experiment & Collect
- (2) Build Your Matrix
- (3) Identify Your Zones
- (4) Execute

Let's walk through each one...

Experiment & Collect

The notion that you should know what you want to do with your life by the time you graduate college is one of the greatest lies you've been told.

Don't buy a car without a test drive.

Experiment and collect data in order to make informed decisions.

Experiment wildly. Try different things. Test out different working styles.

This doesn't mean skipping from job to job—you can experiment on nights, on weekends, etc.

The goal is to build a wide base of experiences from which you can assess your competencies and passions.

The data collection should be both internal (your own perspectives) and external (the perspectives of others).

To collect data from those around you, ask about their experiences working with you:

What are you great at? What are you bad at? When do they perceive you as in flow?

Build Your Matrix

The next step is to take all of the data collected from your experiments and build a skill map.

Imagine a sheet listing every possible skill and capability.

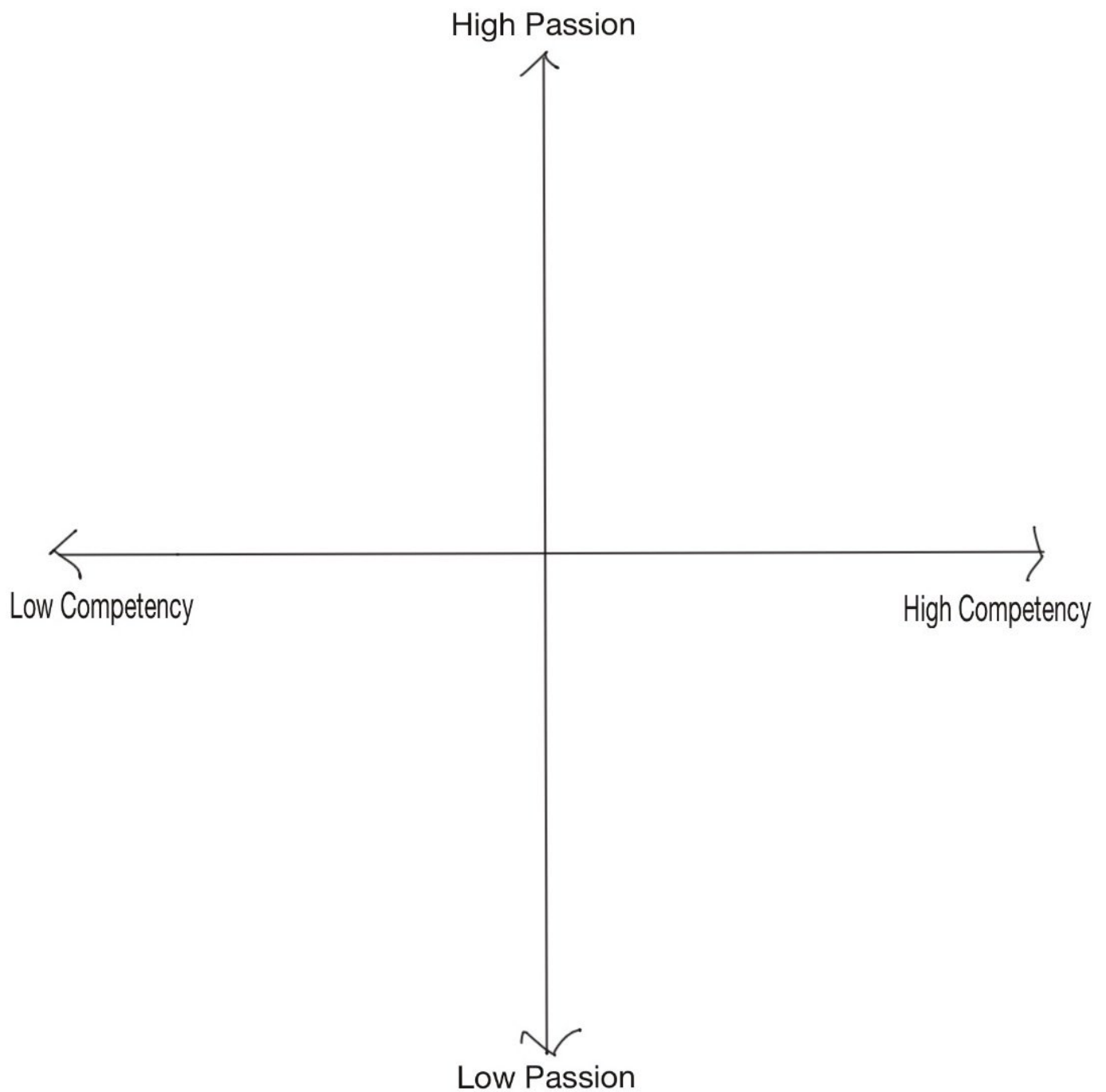
For every single one, there is a spectrum from 0 (min competency) to 1 (max competency).

You can theoretically place yourself somewhere on that spectrum for each.

This is your skill map—it tells you your competency level across a range of skills.

But competency is just one critical plane—passion is the other.

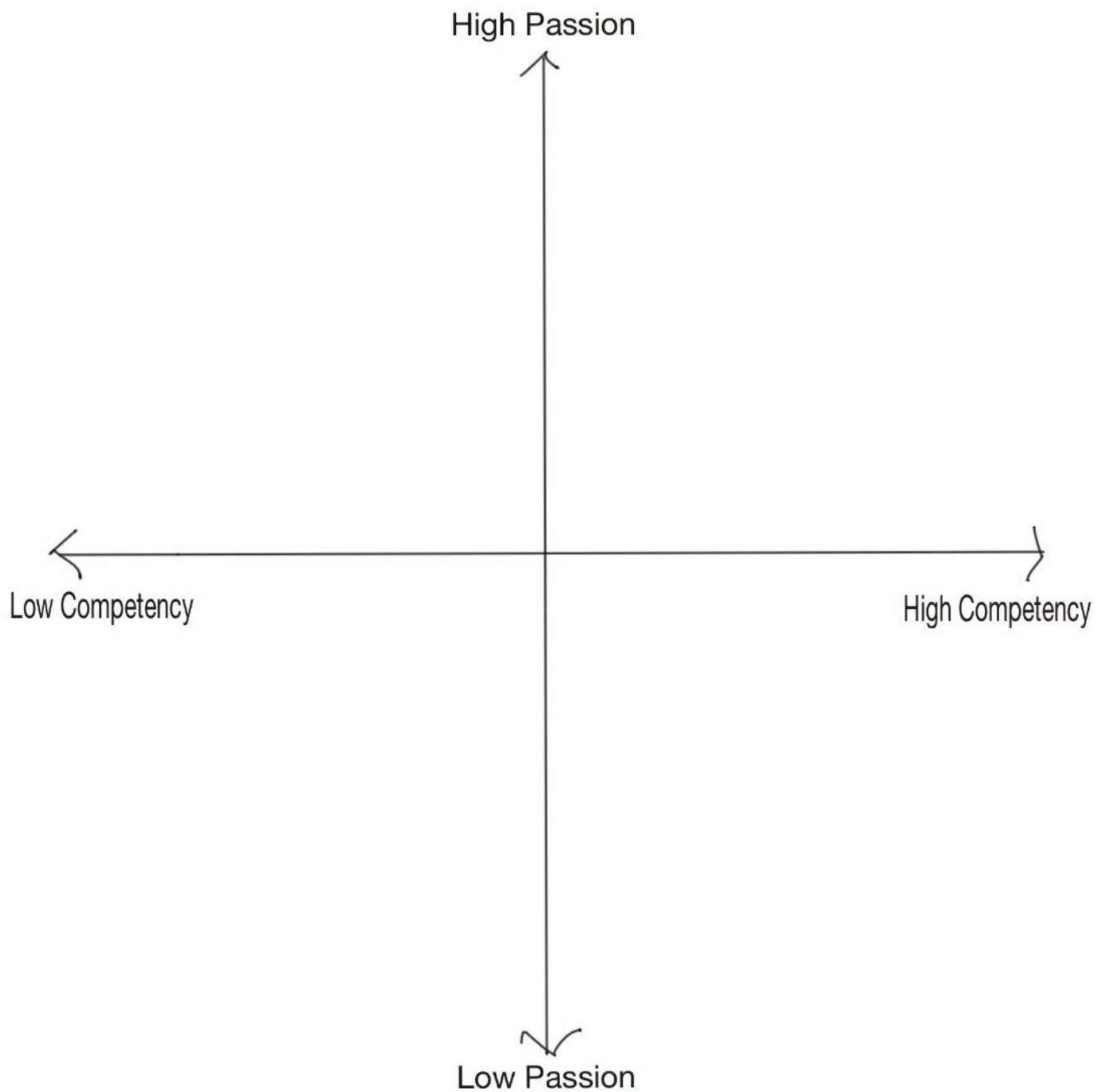
To visualize this, I like to think of it as a matrix:



With this matrix as a guide, you can place each skill in one of the four quadrants.

- High Competency, High Passion
- High Competency, Low Passion
- Low Competency, High Passion
- Low Competency, Low Passion

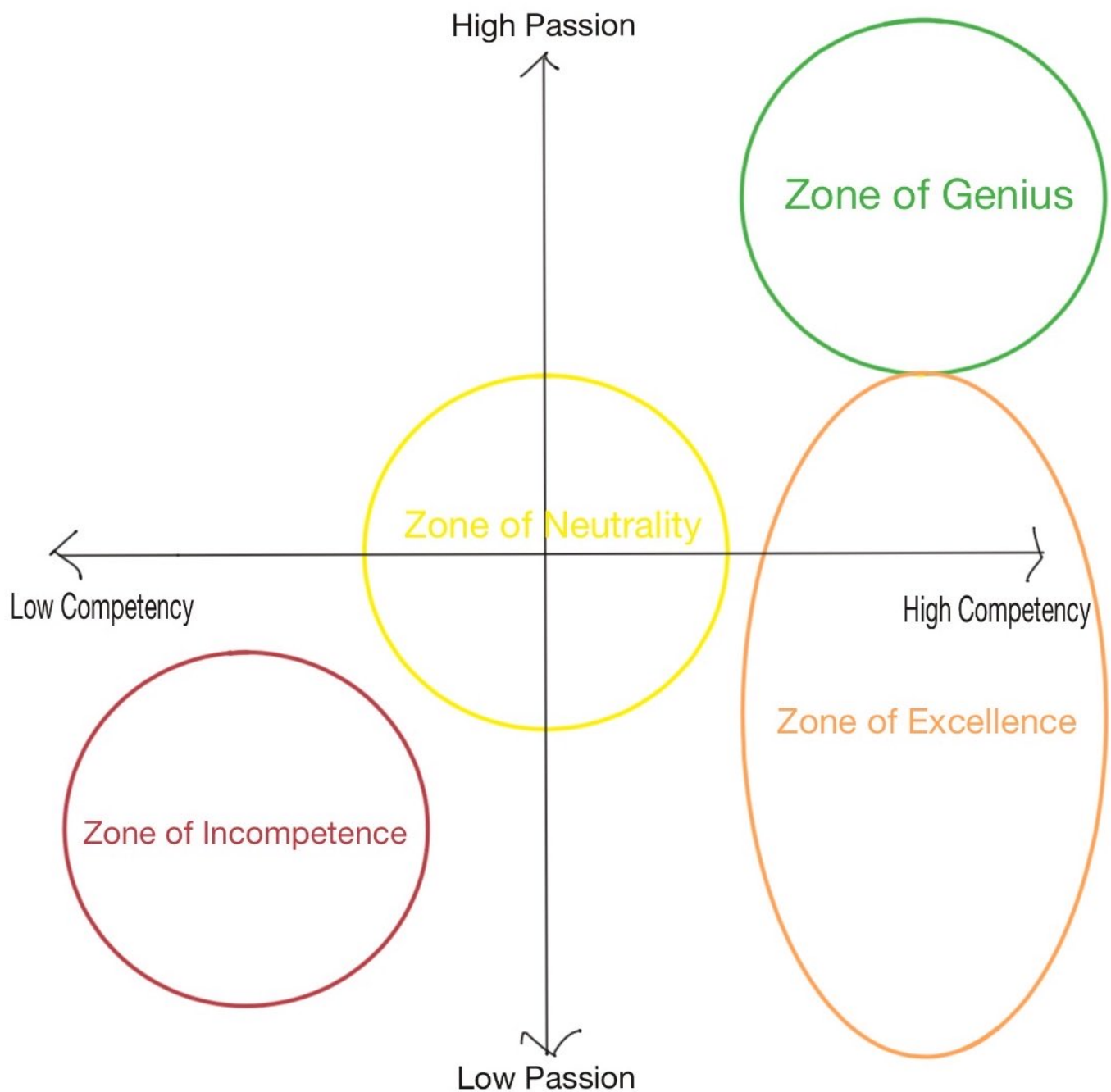
The matrix is a powerful visual tool to bring this to life.



Identify Your Zones

The 4 key zones to identify on your matrix:

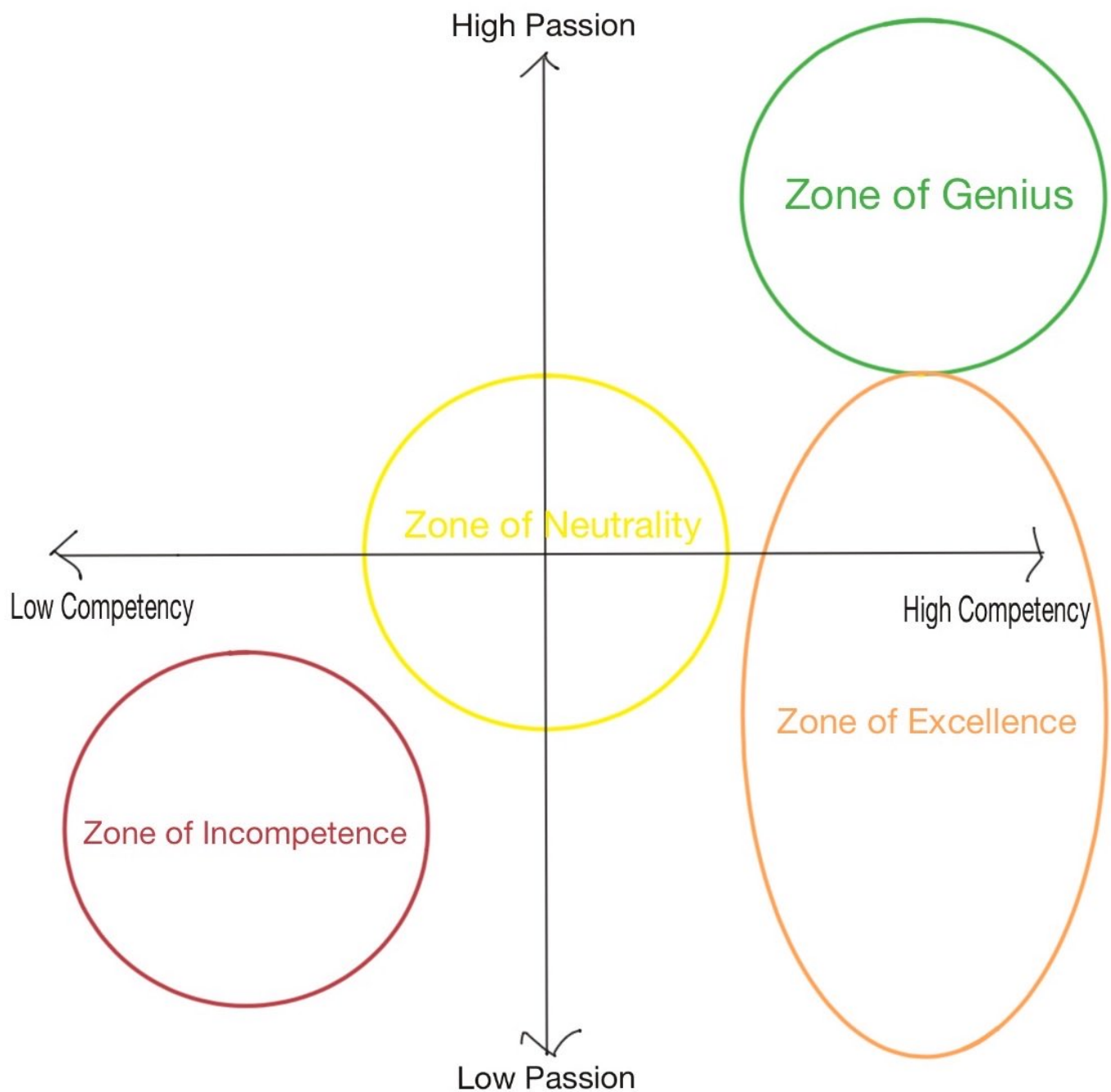
- (1) Zone of Incompetence: you are bad at these things; outsource to others who are good at them.
- (2) Zone of Neutrality: you are ok at these things; outsource to others who are as good or better at them.



(3) Zone of Excellence: you are excellent at these things, but you don't love them

(This is the "danger zone": you will be asked—and tempted—to work here given your competency, but it can be a trap)

(4) Zone of Genius: you are excellent at these things and you love to do them



Execute

Ok, so you've identified your Zone of Genius. Now what?

By placing the various skills and capabilities within each zone, you've developed a clearer picture of where and how you should aim to spend your time.

But that's just part of the battle...

You have to execute.

It's an extreme luxury to have the opportunity to operate in your Zone of Genius 100% of the time.

Few will ever be lucky enough to do this.

For most of us—myself included—the goal should be to maximize time spent in your Zone of Genius (and minimize time spent in the others).

If you work in a company, the best approach is to have a clear, candid conversation with your teams and managers about your zones.

Better yet, encourage the full team to conduct a similar exercise—with everyone mapped, it becomes easier to piece the puzzle together.

If you're running into a wall—with a company or manager who fails to recognize your perspectives—it may be time for a change.

Let the market determine which companies survive by allowing for the free flow of talent to the places that allow employees to thrive.

If you work on your own, be honest with yourself about what daily activities fall in what zones.

Be ruthless in outsourcing to maximize the time you spend in your Zone of Genius.

Your results and performance will improve in line with your ability to execute.

To summarize, my framework for finding and operating in your Zone of Genius:

- (1) Experiment & Collect
- (2) Build Your Matrix
- (3) Identify Your Zones
- (4) Execute

I will be expanding on this in a newsletter piece soon. Subscribe so you don't miss it: <https://t.co/qMB8i6hY66>

Follow me [@SahilBloom](#) for weekly threads on business, finance, and growth.

If you are a job seeker looking to make a change to operate in your Zone of Genius, I have a job board with a bunch of roles where that will be possible.

Check it out below! <https://t.co/OrTeubi4TI>

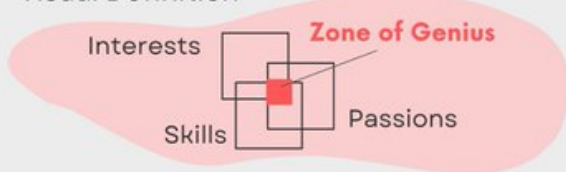
Another week, another beautiful thread visualization by [@sachin_ramje](#). Might have to hire this guy!

4-Step Framework of Sahil Bloom

ZONE OF GENIUS

Operating in zone of genius means stop playing their games and start playing yours.

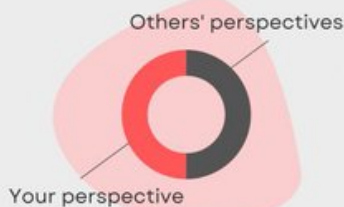
Visual Definition



1. Experiment & Collect

Experiment and collect data in order to make informed decisions. Try different things.

Build a base of experiences from which you can asset your competencies and passions.



Data Collection

Should be both internal and external.

Key Questions

- What are you great at?
- What are you bad at ?
- When do they perceive you as in flow?

2. Build Your Matrix

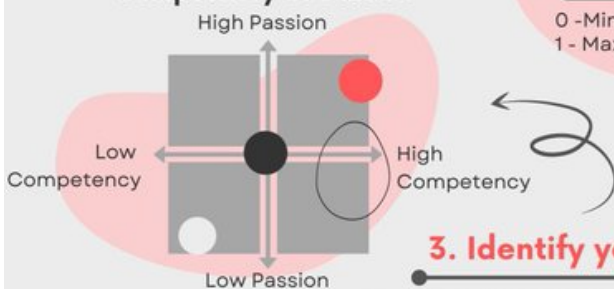
Create a skill map which tells you your competency level across a range of skills.

Skill Map

Skill	Competency
A	1
B	0

0 - Min Competency
1 - Max Competency

Competency Vs Passion



3. Identify your zones

Zone of Incompetence: You are are bad at these things

Zone of Excellence: Excellent at these things, but dont love them

Zone of Neutrality: You are OK at these things.

Zone of Genius: Excellent at these things & you love doing them

4. Execute

Goal is to maximize time spent in your zone of genius and minimize time spent in the others