

Twitter Thread by Anand Luhar



Anand Luhar

@anand_luhar



#Weekend #homework

Will post few

#52W high or near #52W High ,

#ATH stock in this thread

#strength

#momentum

#Blacksmith #stocks to

@YouTube #52W high Count

06/08/2021				
52 W High Stock List Counts				
Price range INR	No of Stock	Percentage %	Cumulative	High to Low
@anand_luhar #Blacksmith Stocks				
0.01 to 0.99	2	0.73	0.73	100.00
1 to 4.99	21	7.64	8.36	99.27
5 to 9.99	27	9.82	18.18	91.64
10 to 19.99	40	14.55	32.73	81.82
20-29.99	22	8.00	40.73	67.27
30-49.99	28	10.18	50.91	59.27
50 to 99.99	43	15.64	66.55	49.09
100-499.99	51	18.55	85.09	33.45
500+	41	14.91	100.00	14.91
	275	100.00		

#Compare

So we have below 300

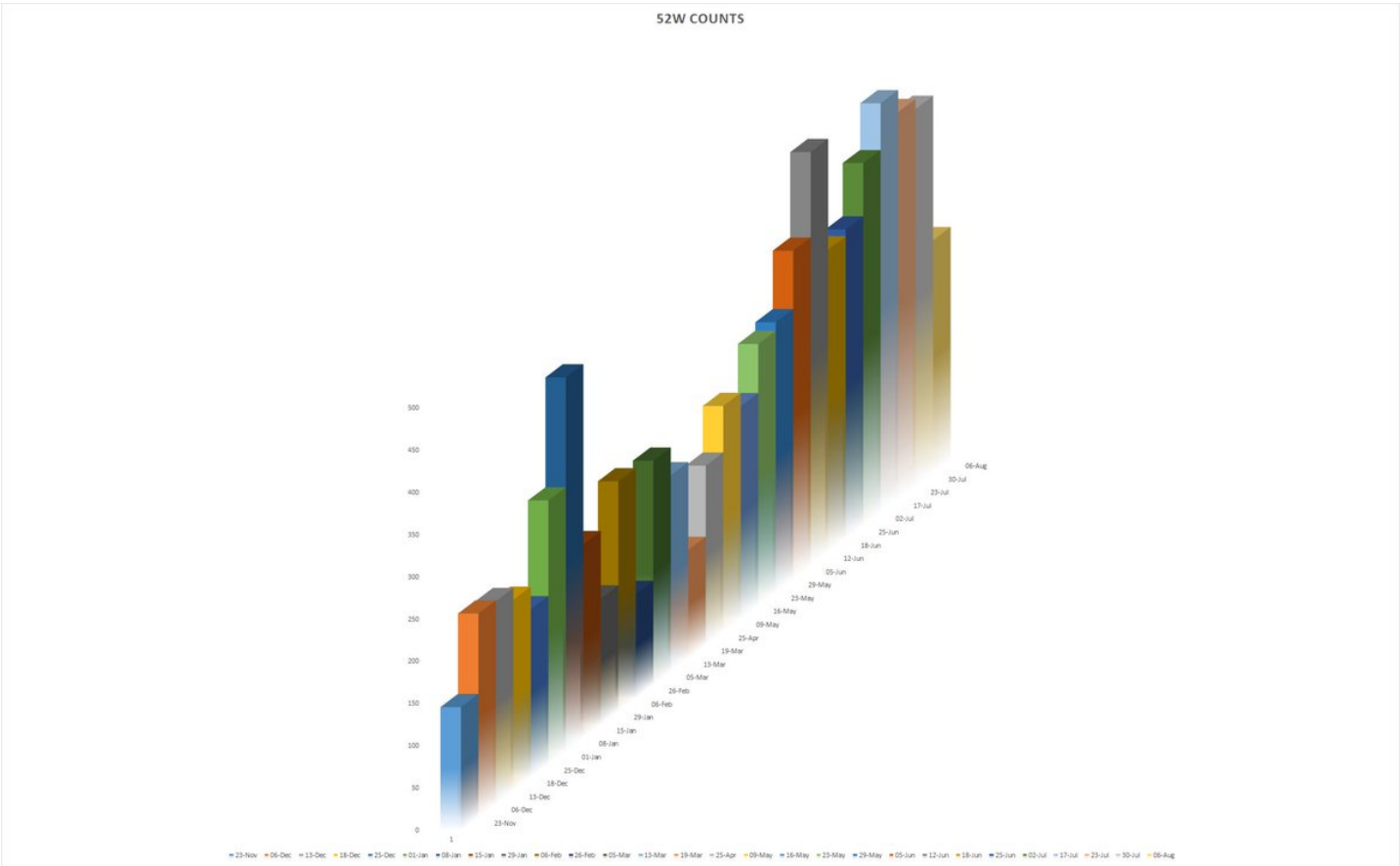
Around May we where having 300 under numbers

So Shifting of fund and profit booking happening

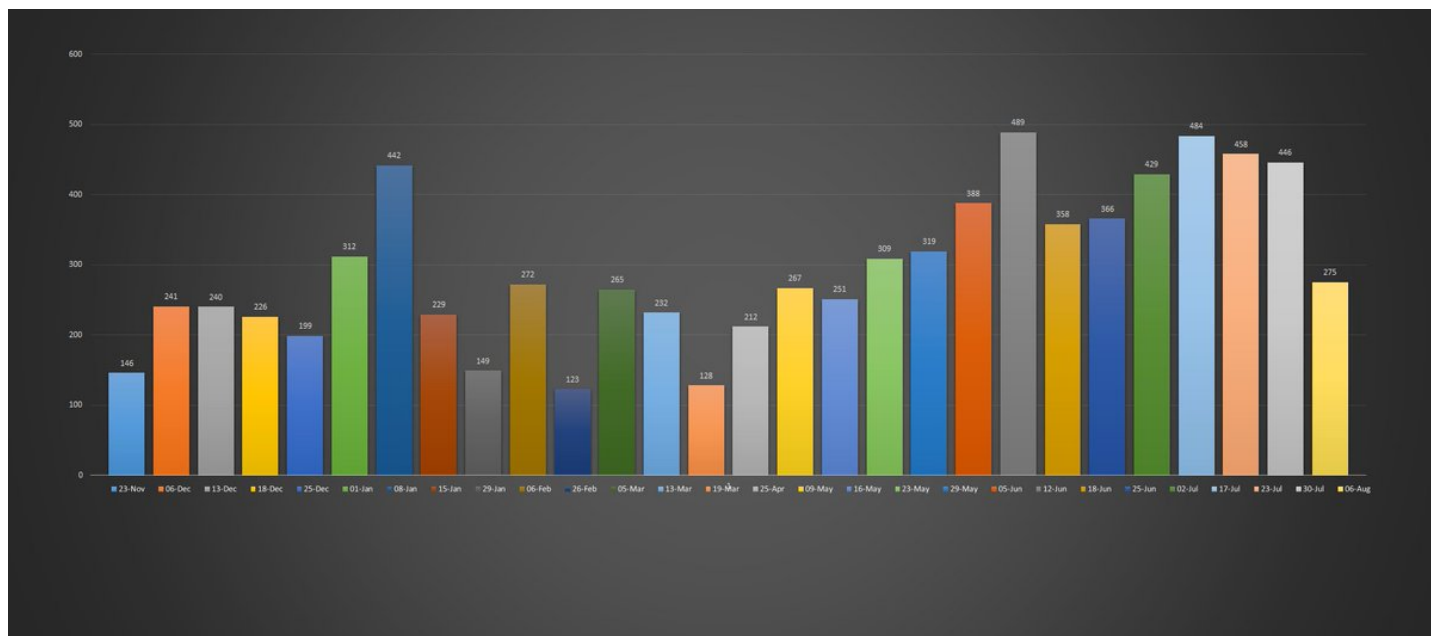
100 stock less in 100+ price stock

06/08/2021					30/07/2021				
52 W High Stock List Counts					52 W High Stock List Counts				
Price range INR	No of Stock	Percentage %	Cumulative	High to Low	Price range INR	No of Stock	Percentage %	Cumulative	High to Low
@anand_luhar #Blacksmith Stocks					@anand_luhar #Blacksmith Stocks				
0.01 to 0.99	2	0.73	0.73	100.00	0.01 to 0.99	4	0.90	0.90	100.00
1 to 4.99	21	7.64	8.36	99.27	1 to 4.99	43	9.64	10.54	99.10
5 to 9.99	27	9.82	18.18	91.64	5 to 9.99	35	7.85	18.39	89.46
10 to 19.99	40	14.55	32.73	81.82	10 to 19.99	61	13.68	32.06	81.61
20-29.99	22	8.00	40.73	67.27	20-29.99	28	6.28	38.34	67.94
30-49.99	28	10.18	50.91	59.27	30-49.99	40	8.97	47.31	61.66
50 to 99.99	43	15.64	66.55	49.09	50 to 99.99	43	9.64	56.95	52.69
100-499.99	51	18.55	85.09	33.45	100-499.99	124	27.80	84.75	43.05
500+	41	14.91	100.00	14.91	500+	68	15.25	100.00	15.25
	275	100.00				446	100.00		
									-171

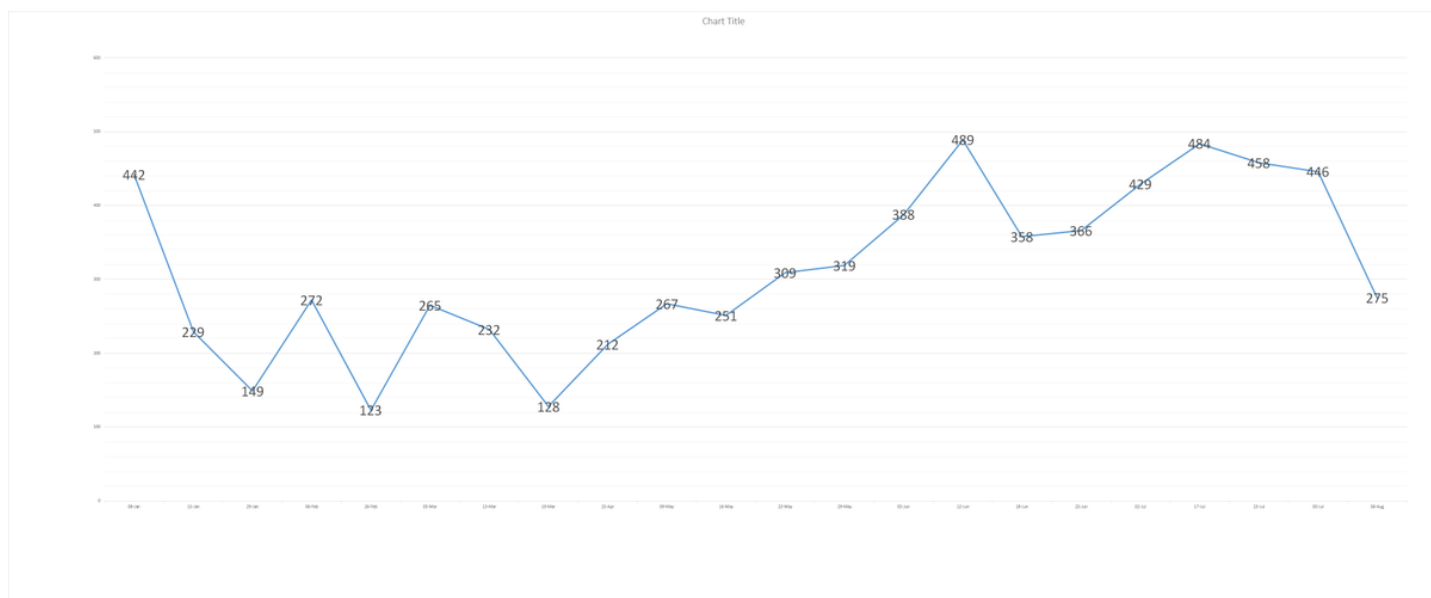
#Trend



#Graphs



#Line count



#acrysil

Stock in trend

BO and retest

now fresh trend above the high

Below 600 trend will change

Above high 720/752/800 zone can watch out



#Aarti Surfactants

Stock coming out of consolidation
 and look like getting ready for new leg
 1600-1622 around can be retest zone
 next upside 1862/1955/2073 can be kept on radar



#JTL Infra

something happening in the stock
 came of out range strongly
 liquidity is less
 700 zone if pullback happen and hold can be good entry for 866 zone around



#Venus Remedies

stock near light high BO /multi year BO zone
some turnaround in company happening
stock to watch out for coming weeks



#Goldiam

Stock in amazing trend and Breakout happening
ride the trend
any dip getting brought
stock slowly can head for 4 digit also
580 any dip should be added



#RK Forge

Stock have given multi year BO

stock , metal is in trend and stock is now making new high

any retest of previous ATH zone and hold well can added for wonderful ride



#GNA AXEL

Stock in trend , strength

trading at ATH Zone

now 700 zone can act as demand zone

upside 860 zone can be seen in coming day with 700 zone hold well

GNA Axles Ltd, India, NSE:GNA, W



#Themis

Stock working like text book as per TA

breakout , retest the zone and now again in amazing trend

828 zone are hold well then we can head for 1060 and more

Themis Medicare Ltd, India, NSE:THEM, W



#Sagar Cement

Stock getting strength and making new High after Multiyear BO

1400 zone can be retest pullback zone

next upside zone 1760 to watchout



#JSW Steel

Metal stock on fire ,
increase in steel rates
stock looks very strong on chart and coming out of range
above 792 next level we can watchout 882 zone

