

Twitter Thread by Anand Luhar



Anand Luhar

@anand_luhar



#Weekend #homework

Will post few

#52W high or near #52W High ,

#ATH stock in this thread

#strength

#momentum

#Blacksmith #stocks to

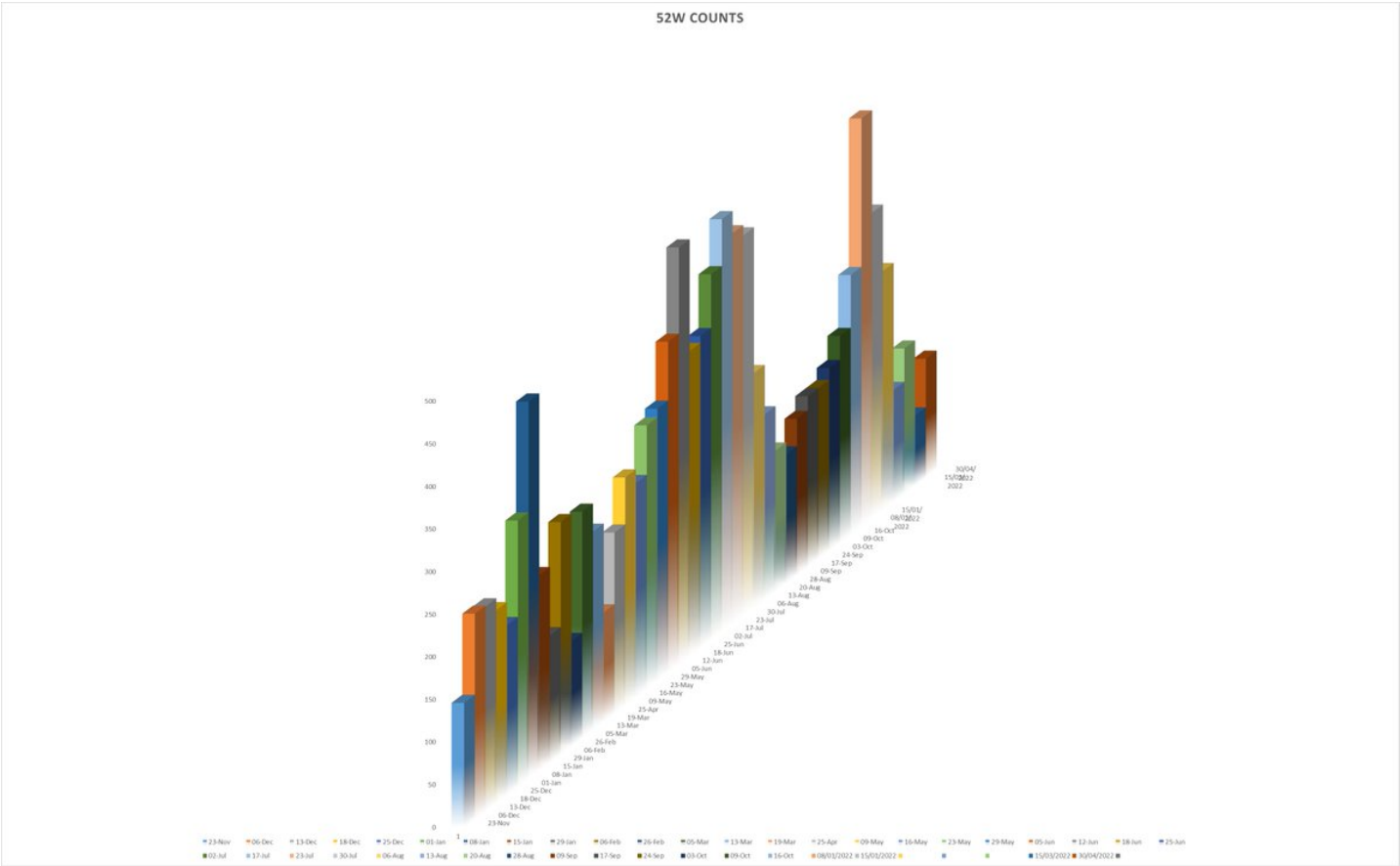
#52W high

30/04/2022				
52 W High Stock List Counts				
Price range INR	No of Stock	Percentage %	Cumulative	High to Low
@anand_luhar #Blacksmith Stocks				
0.01 to 0.99	1	0.72	0.72	100.00
1 to 4.99	5	3.60	4.32	99.28
5 to 9.99	8	5.76	10.07	95.68
10 to 19.99	16	11.51	21.58	89.93
20-29.99	9	6.47	28.06	78.42
30-49.99	17	12.23	40.29	71.94
50 to 99.99	21	15.11	55.40	59.71
100-499.99	39	28.06	83.45	44.60
500+	23	16.55	100.00	16.55
	139	100.00		

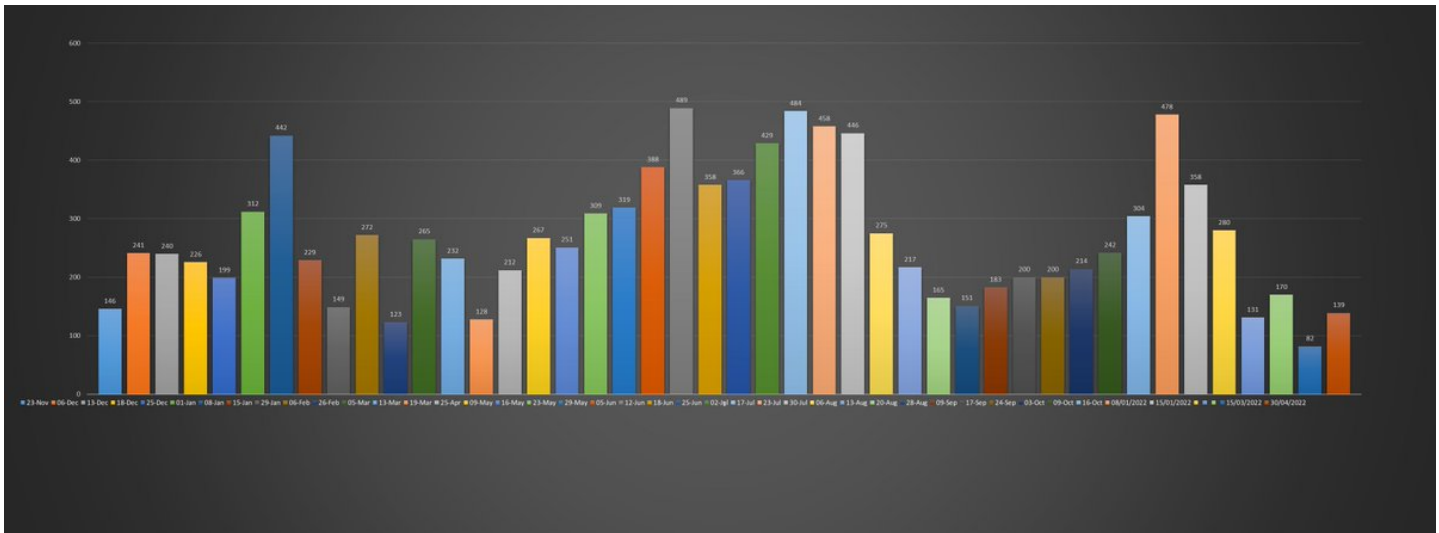
#Compare
(Data is old but) its showing to be more selective

30/04/2022					06/03/2022				
52 W High Stock List Counts					52 W High Stock List Counts				
Price range INR	No of Stock	Percentage %	Cumulative	High to Low	Price range INR	No of Stock	Percentage %	Cumulative	High to Low
@anand_luhar #Blacksmith Stocks					@anand_luhar #Blacksmith Stocks				
0.01 to 0.99	1	0.72	0.72	100.00	0.01 to 0.99	1	1.22	1.22	100.00↓ 0
1 to 4.99	5	3.60	4.32	99.28	1 to 4.99	5	6.10	7.32	98.78↓ 0
5 to 9.99	8	5.76	10.07	95.68	5 to 9.99	7	8.54	15.85	92.68↓ 1
10 to 19.99	16	11.51	21.58	89.93	10 to 19.99	12	14.63	30.49	84.15↔ 4
20-29.99	9	6.47	28.06	78.42	20-29.99	8	9.76	40.24	69.51↓ 1
30-49.99	17	12.23	40.29	71.94	30-49.99	8	9.76	50.00	59.76↔ 9
50 to 99.99	21	15.11	55.40	59.71	50 to 99.99	10	12.20	62.20	50.00↔ 11
100-499.99	39	28.06	83.45	44.60	100-499.99	23	28.05	90.24	37.80↑ 16
500+	23	16.55	100.00	16.55	500+	8	9.76	100.00	9.76↑ 15
	139	100.00				82	100.00		↑ 57

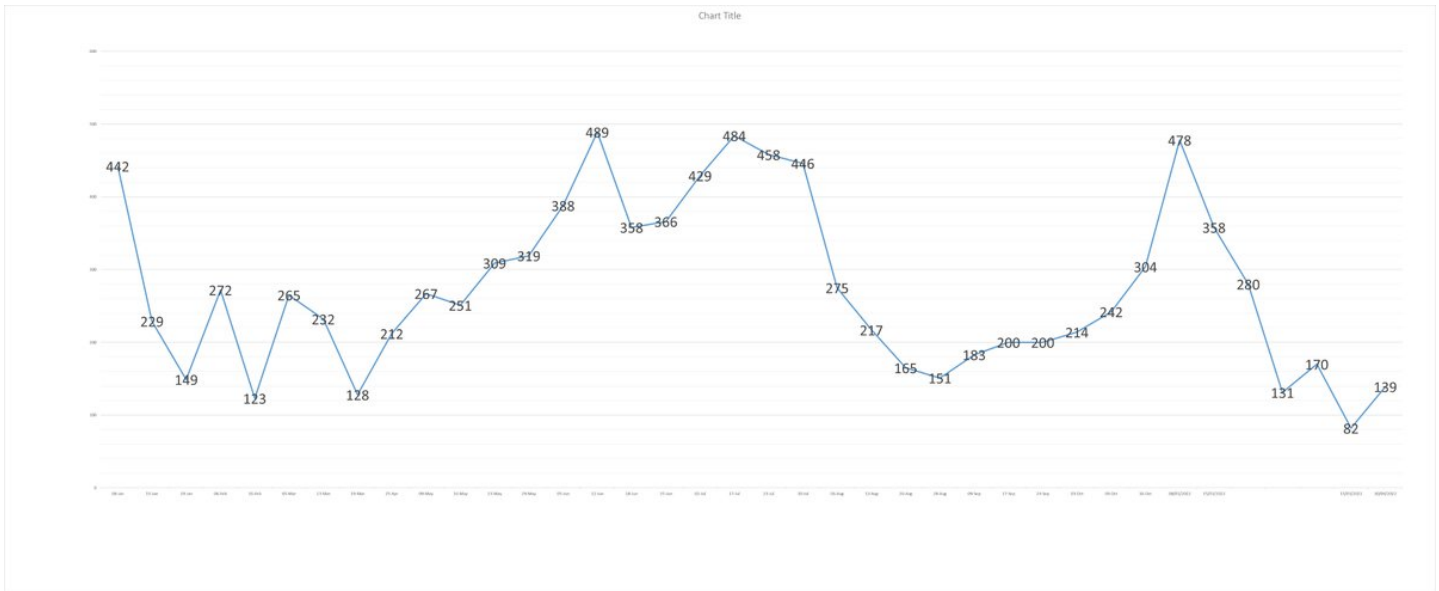
#Graph



#Trend



#Count trend



#Angel One

Stock after result getting strong
 Stock is outperforming the current market
 Above 1980 next 2122/2385 zone have open up
 1780 is good support zone if break trend can change



#RIIL

We are riding this trend and hitted UC onces
above 1200 next 1257/1340 open up
1033 will be good retest zone



#Sanco trans

Stock have broken range and blasted out well
and retested and again breakout with good volume
will wait for retest 930 to watch out if hold well
1180/1340 possible upside in trend



#GREENPANEL

Stock showing good accumulation near ath and have given fresh breakout
 stock look like can have good trend in coming days
 next upside 640/666 zone have open up
 trend will change below 550 zone

