

## Twitter Thread by Office for National Statistics (ONS)



**Office for National Statistics (ONS)**

@ONS



**We've released our latest bulletin for deaths registered in England and Wales for week ending 1 January 2021.**

**These data have been affected by the Boxing Day and New Year's Day bank holidays, and do not represent year-to-date**

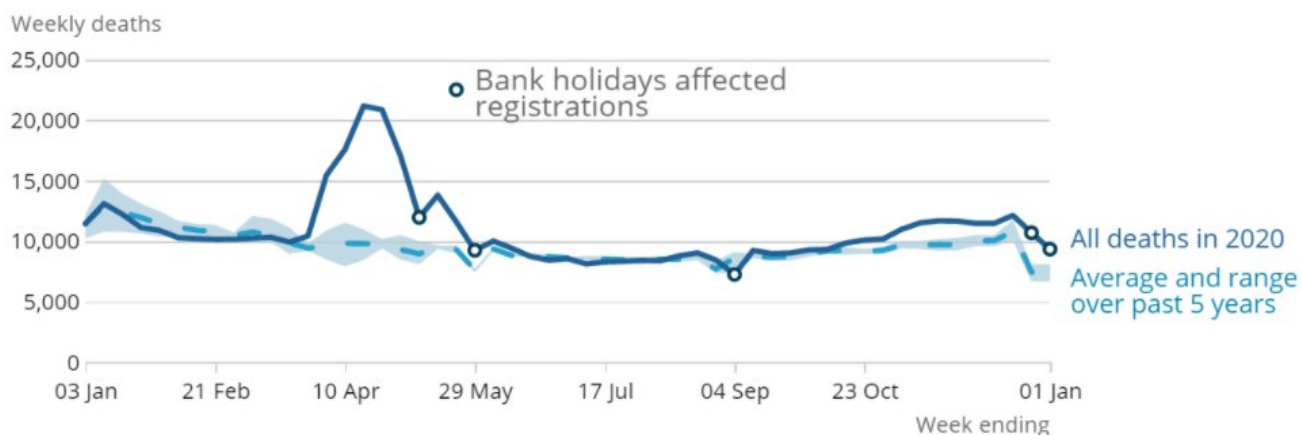
The provisional number of deaths registered in England and Wales in the week ending 1 January 2021 (Week 53) was 10,069.

This was 1,451 less than Week 52 <https://t.co/YOyHMfbDYM>

## The number of deaths was above the five-year average in Week 53

Number of deaths registered by week, England and Wales, 28 December 2019 to 1 January 2021

### England



### Wales



**Source:** Deaths registered weekly in England and Wales, provisional: week ending 1 January 2021

 Office for National Statistics

In the week ending 1 January, the provisional number of deaths registered was 26.6% (2,115 deaths) above the five-year average.

This increase should be treated with caution due to the bank holidays <https://t.co/oowytBOZcS>

Of the 10,069 deaths registered in Week 53, 3,144 mentioned #COVID19 on the death certificate (31.2% of all deaths).

This has risen by 232 #COVID19 deaths since the previous week <https://t.co/KtySaidOd4>

## The number of deaths involving COVID-19 increased in Week 53

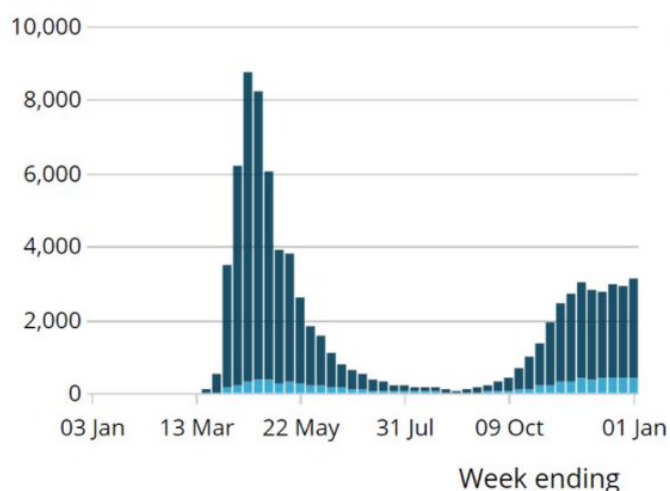
Deaths involving and due to COVID-19, and Influenza and Pneumonia, England and Wales, deaths registered in 2020

■ Deaths where the disease was a contributing factor ■ Deaths due to the disease

.... Deaths involving Influenza and Pneumonia - five-year average

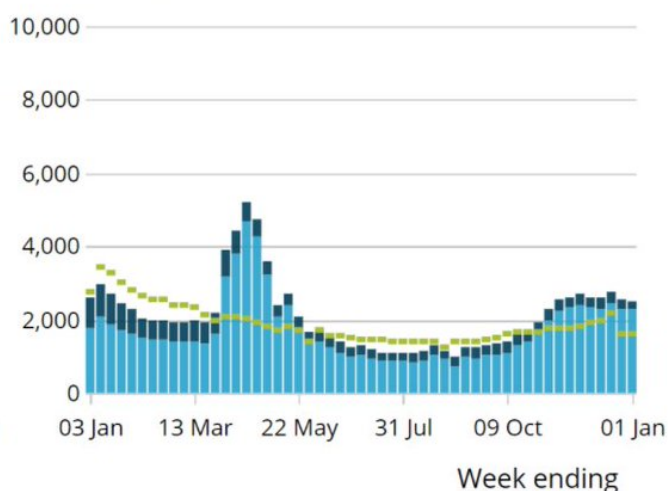
### COVID-19

Weekly deaths



### Influenza and Pneumonia

Weekly deaths



**Source:** Deaths registered weekly in England and Wales, provisional: week ending 1 January 2021

Office for National Statistics

Of the 3,144 deaths involving #COVID19, 87.2% had this recorded as the underlying cause of death.

Of the 2,494 deaths involving influenza and pneumonia, 7.5% had these as the underlying cause <https://t.co/1r1gvOrJ2z>

Of deaths involving #COVID19 registered up to Week 53, 55,372 deaths (67.8%) occurred in hospitals. The remainder mainly occurred in

■ care homes (20,661)

■ private homes (3,942)

■ hospices (1,100)

➡ <https://t.co/ZJAHvHgJfo>

# Year-to-date deaths involving COVID-19

**Year-to-date** **Week 53**  
(up to 1 Jan 2021)

Private home	3,942	155
Hospital (not including psychiatric)	55,372	2,364
Hospice	1,100	45
Care home	20,661	560
Other communal establishment	315	11
Elsewhere	279	9

Source: Deaths registered in England and Wales,  
provisional: week ending 1 January 2021

 Office for National Statistics

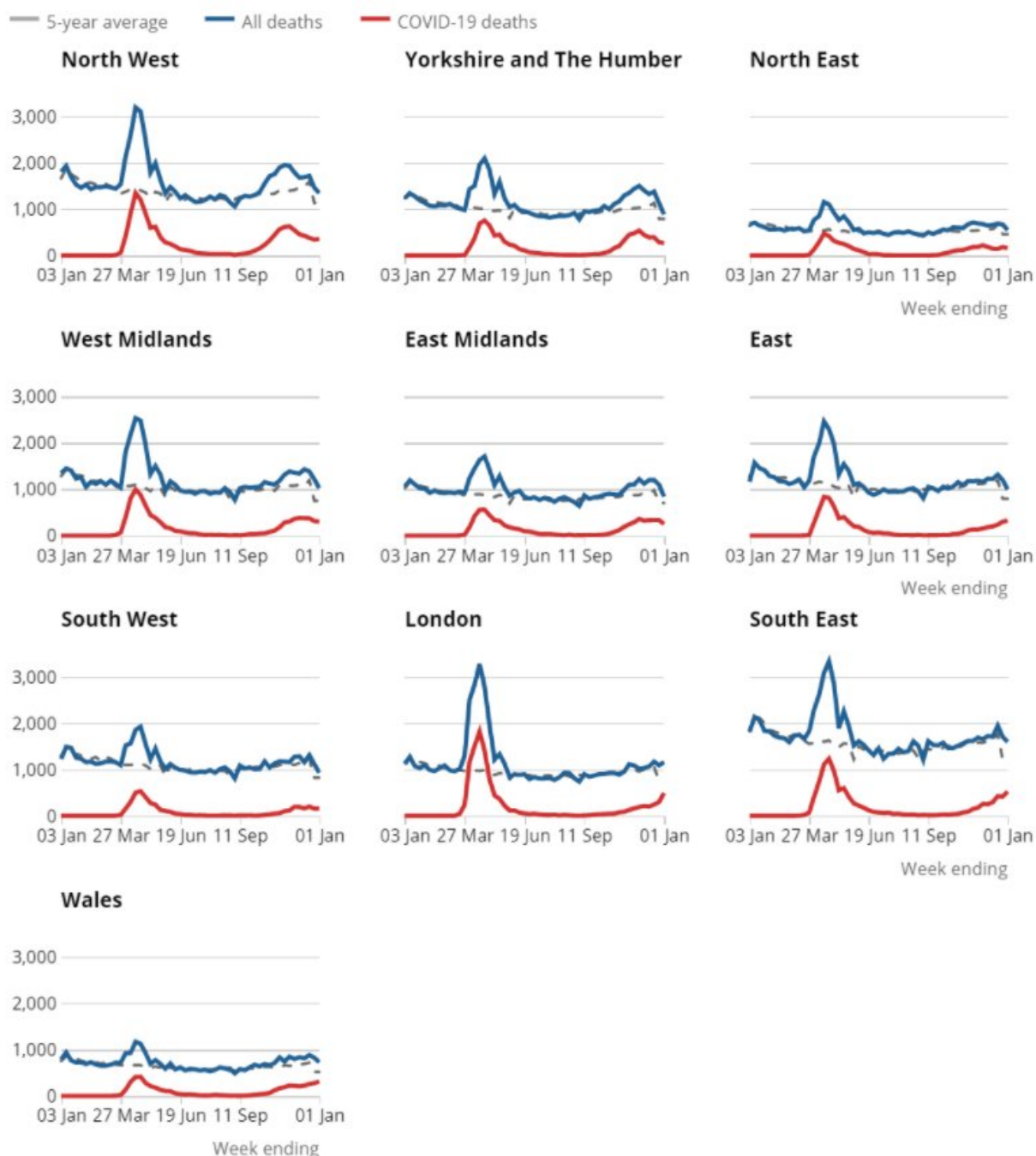
The number of deaths involving #COVID19 decreased in four out of nine English regions but continued to increase in

- the North West
- the East of England
- London
- the South East
- the South West

➔ <https://t.co/EQaom7H3V9>

## The number of deaths in Week 53 was higher than the five-year average in all English regions and Wales

Number of deaths in Wales and regions in England, registered between 28 December 2019 and 1 January 2021



**Source:** Deaths registered weekly in England and Wales, provisional: week ending 1 January 2021

 Office for National Statistics

In Wales, there were 310 deaths registered in Week 53 involving #COVID19, an increase compared with the 278 deaths registered in Week 52 <https://t.co/5XZUMSPmoq>

In England, of all deaths that occurred up to 1 January 2021 (registered up 9 January), 79,180 involved #COVID19.

For the same period @DHSCgovuk reported 65,080 #COVID19 death notifications (where the death occurred within 28 days of a positive test) <https://t.co/joLPCzmVC8>

For Wales up to 1 January 2021 (registered up to 9 January), our data show 5,169 deaths involved #COVID19.

@DHSCgovuk reported 3,564 COVID-19 death notifications in this time, based on @PublicHealthW data where death occurred within 28 days of testing <https://t.co/zEbljpziid>

ONS figures for date of death are based on deaths registered up to 9 January 2021 and may increase as more deaths are registered.

@DHSCgovuk reports on date of notification and only include deaths reported up to 5pm the day before  
<https://t.co/ABPcYn5B8X>