

Twitter Thread by [Jin](#)



Jin

@Jin_8315

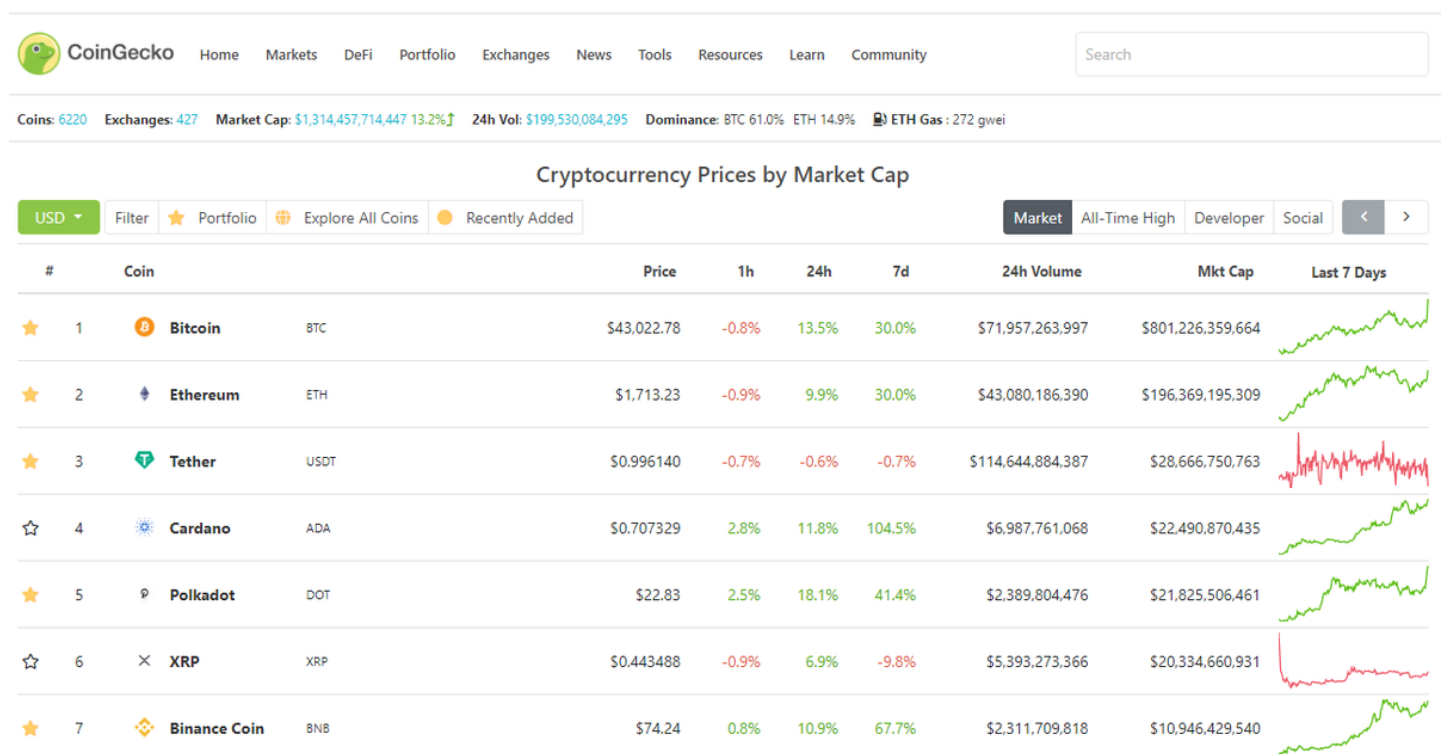


A primer on how to use [@coingecko](#) for your crypto data/research/trading needs.

Share it with a friend who needs it!

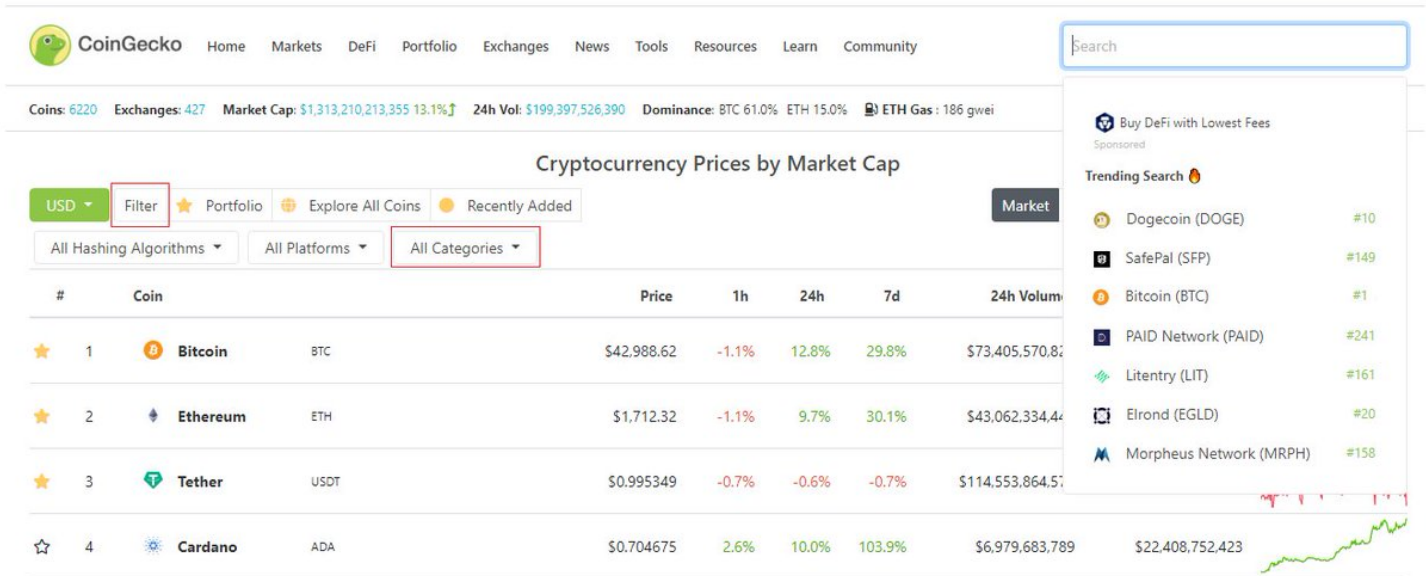
1/ Getting started with crypto and want to check prices/projects?

<https://t.co/LFnk4vukxj> has info on just about every crypto you'll need :)



2/ Search over 6000+ cryptocurrencies available on the market. You can see what's trending in the space as well.

Researching by categories? Filter (left side) -> Select categories -> DeFi, DOT ecosystem, Exchange-based tokens, NFTs - anything!

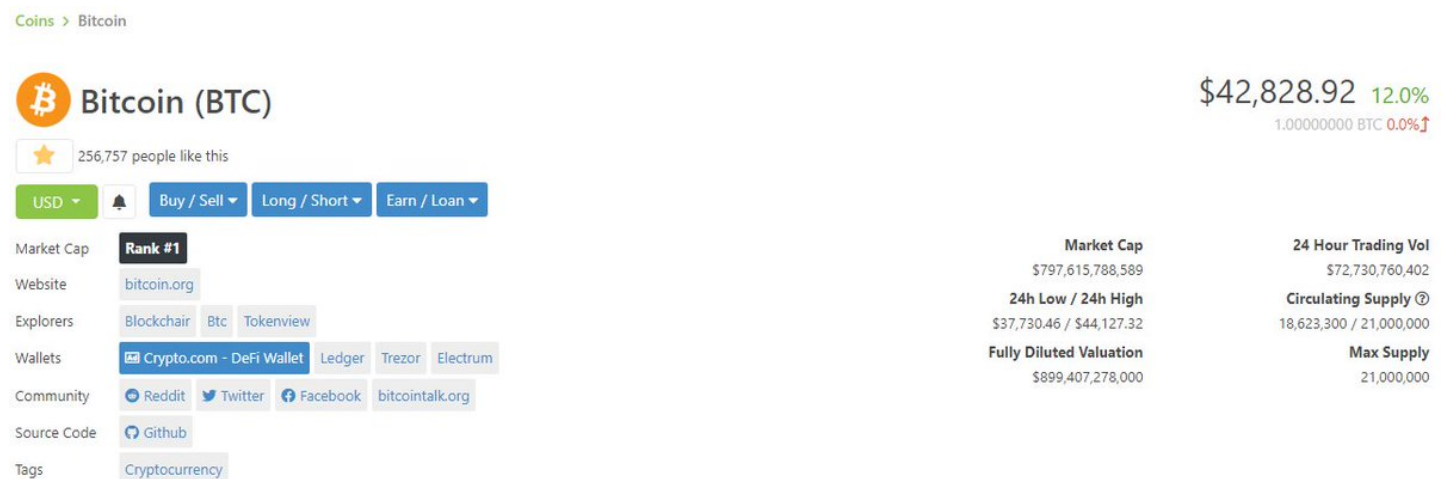


3/ Lets say you're looking at #Bitcoin <https://t.co/q205lj03pG>

At a glance you get:

- Price
- Mkt Capitalization (valuation)
- Circulating/Total supply
- 24h trading volume
- Links to websites, social media, block explorers
- Calculator

Next - check valuation?



4/ Market cap is used to rank coins, and we'll show you how its calculated - Hover over Circulating Supply (?) for breakdown.

Note: used [@chainlink](https://t.co/Jc46fe79Ag) as example here - <https://t.co/Jc46fe79Ag>

While MC is important also consider product fit, narrative, team, community etc.

Market Cap

\$10,231,157,496

24h Low / 24h High

\$23.83 / \$25.95

Fully Diluted Valuation

\$25,230,373,325

24 Hour Trading Vol

\$1,921,593,663

Circulating Supply ?

Total	1,000,000,000
Developer Wallet (0x7539)	- 50,000,000
Developer Wallet (0xbe69)	- 50,000,000
Developer Wallet (0x5560)	- 50,000,000
Node Operators Wallet (0x98c6)	- 350,000,021
Developer Wallet (0xe036)	- 50,000,000
Developer Wallet (0xdad2)	- 37,400,000
Developers (0xf37c)	- 7,090,421
Est. Circulating Supply	405,509,556

5/ If you're trading on AMMs like [@Uniswap](#) or [@SushiSwap](#), you can copy the contract address directly to your clipboard.

Using [@metamask_io](#)? Add the token directly so it shows as one of the "Assets" that you own in the wallet.

See: <https://t.co/94XihMf5oz>

Chainlink (LINK)



88,965 people like this

USD ▾



Buy / Sell ▾

Long / Short ▾

Earn / Loan ▾

Market Cap

Rank #9

Website

chain.link

blog.chain.link

Explorers

[Etherscan](https://etherscan.io)

[Ethp](https://ethplorer.io)

[Click to copy](#)

[Chain](#)

Contract



0x5149...cf986ca



[Add to Metamask](#)

Wallets

[Crypto.com - DeFi Wallet](#)

[Ledger](#)

Community

[Reddit](#)

[Twitter](#)

[Telegram](#)

Source Code

[Github](#)

Tags

[Token](#)

[Business Services](#)

[Smart Contract Platform](#)

[DOT](#)

Introducing an effortless way to add tokens to your [@metamask_io](#) wallet \U0001f4e5

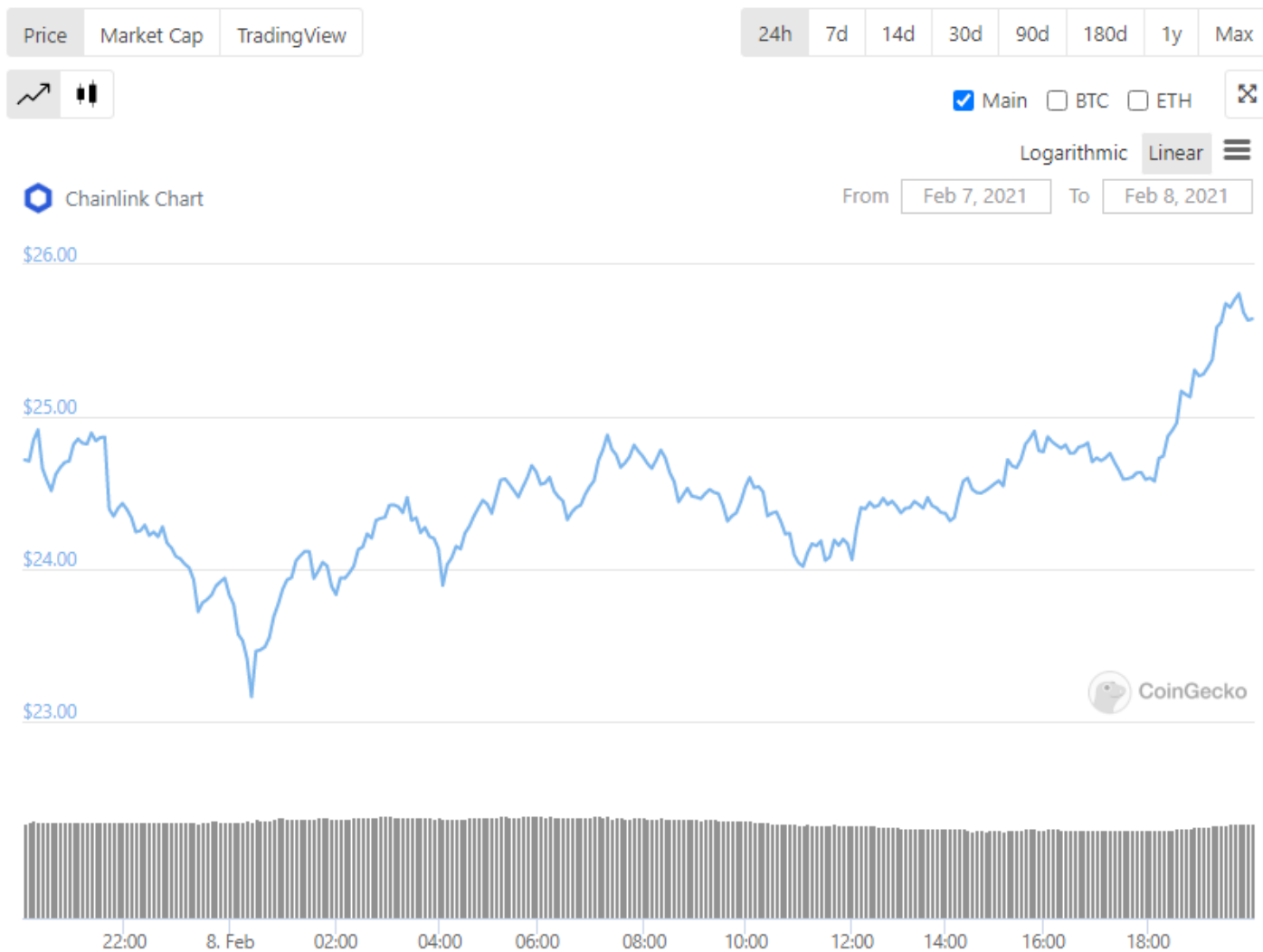
Skip the hassle of copying/pasting contract addresses to your wallet. Add an asset and it'll appear in your wallet with just a click - tap the \U0001f98a and try it out for yourself! pic.twitter.com/u26BA29ubs

— CoinGecko ([@coingecko](#)) [February 8, 2021](#)

6/ Scrolling down a little bit more, you'll have a chart for:

- Price
- Volume
- Market Cap
- OHLC data
- [@Tradingview](#) (where supported)

Data that extends as far back as we have to help you see the market trends :)



7/ A little further down, list of exchanges. Some stats -

Spread:

% difference between buy/sell

+2% Depth:

\$\$ it takes to move price by +2%.

Trust Score:

To estimate if a trading pair has good liquidity.

Links go directly to trading pages for convenience too.

Overview										
Markets		Chart	Historical Data		Bitcoin Halving Countdown					
Spot		Perpetuals	Futures							
Affiliate disclosures										
<input type="checkbox"/> Display Unconverted Data <input style="margin-left: 10px;" type="text" value="Search..."/>										
#	Exchange	Pair	Price	Spread	+2% Depth	-2% Depth	24h Volume	Volume %	Last Traded	Trust Score
1	FTX.us	BTC/USD	\$42,692.73	0.11%	\$25,246,965	\$22,957,578	\$6,249,147	0.01%	Recently	●
2	Huobi Global	BTC/USDT	\$42,246.42	0.11%	\$27,725,842	\$218,246	\$1,758,934,847	2.90%	Recently	●
3	FTX.us	BTC/USDT	\$42,605.16	0.16%	\$22,508,772	\$23,996,185	\$1,105	0.00%	Recently	●
4	Binance	BTC/USDT	\$42,964.65	0.1%	\$2,937,043	\$2,622,058	\$3,487,927,873	5.74%	Recently	●
5	Bitfinex	BTC/USD	\$42,811.36	0.17%	\$19,413,878	\$16,614,698	\$530,613,207	0.87%	Recently	●

8/ Spread & depth matters - on an illiquid market you will not be able to buy/sell at advertised prices because your order moves the prices by a lot.

Liquidity matters. Read more here:

<https://t.co/nwY0VO83Hq>

Got your first crypto? Time to start tracking it -

9/ Track it all w/ our Portfolio - <https://t.co/YVJM7ICX1D>

Have multiple portfolio for diff types of holdings - long term, short term, etc

Add in transactions and we'll calculate P&L for you!

p.s. we're looking at automating certain things, like integrating with exchange API!

[Home](#) > [My Portfolio](#)

[Give Feedback](#)

My Portfolio v



[+ Add New Coin](#)

\$4,601,094 Total Balance	\$161,856 24h Portfolio Change (+3.65%)	\$1,797,607 Total Profit / Loss (+61.99%)
------------------------------	--	--

#	Coin	Price	1h	24h	7d	Mkt Cap	Last 7 Days	Holdings	PNL
8	Chainlink LINK	\$25.69	1.3%	3.9%	13.6%	\$10,437,511,790		\$2,605,618 101409.0 LINK	+\$1,106,077 +73.76%
1	Bitcoin BTC	\$39,491.33	0.2%	0.9%	19.3%	\$735,449,487,052		\$1,105,757 28.0 BTC	+\$187,968 +18.99%
2	Ethereum ETH	\$1,661.59	0.9%	2.5%	26.0%	\$190,198,145,626		\$390,474 235.0 ETH	+\$130,871 +49.55%
57	yearn.finance YFI	\$32,054.35	0.2%	3.2%	5.9%	\$958,390,085		\$256,435 8.0 YFI	+\$190,625 +289.66%

10/ May your portfolio pie grow and be green everyday!

Now that your portfolio is done... you can probably think about earning some money on your idle assets.

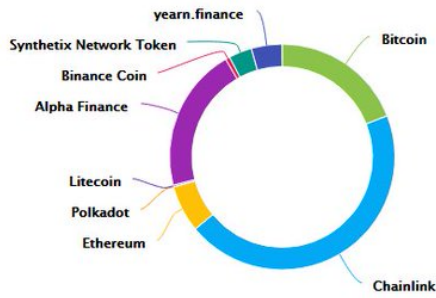
Heard of yield farming? Got you covered there too -

My Portfolio



+ Add New Coin

\$5,800,130 Total Balance	\$239,028 24h Portfolio Change (+4.3%)	\$2,246,644 Total Profit / Loss (+61.55%)
------------------------------	---	--



#	Coin	Price	1h	24h	7d	Mkt Cap	Last 7 Days	Holdings	PNL
8	Chainlink (LINK)	\$25.70	1.3%	3.9%	13.6%	\$10,419,824,668		\$2,605,768 101409.0 LINK	+\$1,106,228 +73.77%
85	Alpha Finance (ALPHA)	\$2.40	-0.3%	7.3%	16.9%	\$417,510,120		\$1,198,802 500000.0 ALPHA	+\$448,802 +59.84%
1	Bitcoin (BTC)	\$39,493.61	0.2%	0.9%	19.3%	\$735,492,003,503		\$1,105,821 28.0 BTC	+\$188,032 +19%

11/ We've aggregated places that help you earn yields on our Yield Farming page.

Get farming with your holdings! <https://t.co/sO9y1scAuh>

Please note that usual risks (smart contract, impermanent loss etc.) applies. Remember to DYOR and be safe!



Top Yield Farming Pools by Value Locked

Protocols & contracts may be unaudited. There will be exposure to smart contract and market risks. Please remember to exercise caution, evaluate the risk, and do your own research prior to farming!

Overview

Market Cap

Impermanent Loss Calculator

APY calculator

All Degen

#	Asset	Pool	Audits	Collateral	IL Risk	Value Locked	Returns(Estimated)
1	Aave (AAVE)	Aave Staking AAVE	3	AAVE	N/A	\$1,704,122,490.15	6.17% Yearly 0.00% Hourly
2	Sushi (SUSHI)	BitCorn WBTC/WETH	2	WBTC WETH	N/A	\$774,162,687.42	39.27% Yearly 0.00% Hourly
3	BarnBridge (BOND)	Barn Stable Pool USDC/DAI/SUSD	1	USDC DAI SUSD	N/A	\$459,413,296.61	24.85% Yearly 0.00% Hourly
4	Sushi (SUSHI)	Sushi Party! SUSHI/WETH	2	SUSHI WETH	N/A	\$413,243,589.98	104.5% Yearly 0.01% Hourly
5	Badger DAO (BADGER)	WBTC/WETH	1	WBTC WETH	N/A	\$367,323,727.86	36.78% Yearly 0.00% Hourly

12/ Now you're set with your portfolio tracked and assets being productive.

Up next will be keeping up to date with the markets - a tough job too but we can help too!

Subscribe to our daily curated newsletter @ <https://t.co/m0sq8Xh8ta> :)

13/ And of course, we also have our mobile app - widgets, portfolio, charts, news, price alerts - all that you'll need on the go.

<https://t.co/jLrtEoGxVd>

14/ Don't deal with only \$USD? Don't worry - we've got lots of currency options you can choose from still:

Search...

Cryptocurrencies

BTC	Bitcoin	ETH	Ether	LTC	Litecoin	12
BCH	Bitcoin Cash	BNB	Binance Coin	EOS	EOS	8
XRP	XRP	XLM	Lumens	LINK	Chainlink	0
DOT	Polkadot	YFI	Yearn.finance			0

Bitcoin Units New

BITS	Bits	SATS	Satoshi			8
						10

Suggested Currencies

USD	US Dollar	IDR	Indonesian Rupiah	TWD	New Taiwan Dollar	4
EUR	Euro	KRW	South Korean Won	JPY	Japanese Yen	5
RUB	Russian Ruble	CNY	Chinese Yuan			6

Fiat Currencies

AED	United Arab Emirates Dirham	ARS	Argentine Peso	AUD	Australian Dollar	3
BDT	Bangladeshi Taka	BHD	Bahraini Dinar	BMD	Bermudian Dollar	
BRL	Brazil Real	CAD	Canadian Dollar	CHF	Swiss Franc	28
CLP	Chilean Peso	CZK	Czech Koruna	DKK	Danish Krone	-0
GBP	British Pound Sterling	HKD	Hong Kong Dollar	HUF	Hungarian Forint	
ILS	Israeli New Shekel	INR	Indian Rupee	KWD	Kuwaiti Dinar	4
LKR	Sri Lankan Rupee	MMK	Burmese Kyat	MXN	Mexican Peso	0
MYR	Malaysian Ringgit	NGN	Nigerian Naira	NOK	Norwegian Krone	
NZD	New Zealand Dollar	PHP	Philippine Peso	PKR	Pakistani Rupee	17

15/ If you're hungry for some crypto knowledge/analysis, the research team publishes:

■ How to DeFi book (<https://t.co/eD8Cqp7Nws>)

■ Quarterly cryptocurrency reports (<https://t.co/0CsnBSsLkn>)

■ Podcasts w/ crypto teams (<https://t.co/UNZkb1Yiv9>)

Stay tuned - more to come!

16/ And only on CoinGecko - collect Candies daily and redeem them for goodies ranging from swags, giveaways and

Check out the list here!: <https://t.co/p3iB0OP7fn>

Home > Candy

Give Feedback

My Candies Beta



4720

Candies Balance

Collect Candies everyday you log into CoinGecko on Web/Mobile App.



Woohoo! 🎉 You collected 30 Candies today.

⌚ 9:08:37 to collect 40 candies

17/ 2020 has seen many institutions enter the space.

In 2021 we'll see more - @Tesla just announced a \$1.5B investment for #Bitcoin, and we're going to help you keep track purchases made by publicly listed companies.

Stay on top of the game - <https://t.co/xwkRvsfie3>

CoinGecko Home Markets DeFi Portfolio Exchanges News Tools Resources Learn Community

Coins: 6220 Exchanges: 427 Market Cap: \$1,309,267,023,950 13.3% 24h Vol: \$206,980,838,891 Dominance: BTC 61.1% ETH 14.9% ETH Gas: 312 gwei

Bitcoin Holdings by Public Companies

Track publicly traded companies around the world that are buying bitcoin as part of corporate treasury

	104,530.0 Total Bitcoin Holdings <small>* Exclude Tesla</small>	\$4,504,718,007 Total Value (USD) <small>* Exclude Tesla</small>	0.56% Public Companies Bitcoin Dominance <small>* Exclude Tesla</small>	19 Companies
--	---	--	---	-----------------

#	Company	Symbol	Country	Total Bitcoin	Entry Value (USD)	Today's Value (USD)	% of Total BTC Supply
1	Tesla	NASDAQ:TSLA	US		\$1,500,000,000	-	-
2	MicroStrategy Inc.	NASDAQ:MSTR	US	71,079.0	\$1,145,000,000	\$3,063,147,912	0.338%
3	Marathon Patent Group	NASDAQ:MARA	US	4,813.0	\$150,000,000	\$207,416,127	0.023%
4	Galaxy Digital Holdings	TSE:GLXY	CA	16,402.0	\$134,000,000	\$706,843,822	0.078%

Sooo... [@Tesla](#) just invested \$1.5B in [#Bitcoin](#) and everyone loses their minds\U0001f92f

As of today, 19 publicly traded companies hold 104,530 BTC (~0.57%) of Bitcoin's supply.

When 1%? Which company will be next? We'll be keeping tabs on that for you here: <https://t.co/tn28BdjjS5>
\U0001f680\U0001f680 pic.twitter.com/ZnBqU2iNNx

— [CoinGecko \(@coingecko\)](#) [February 8, 2021](#)

18/ Building an app? Looking for crypto data? We've got you covered too - check out our freely accessible cryptocurrency data API over [@ https://t.co/sOMw5rOWvM](https://t.co/sOMw5rOWvM)

Powering countless applications in the space now - join us!

Over [@coingecko](#) we're always working hard to bring you all the features you'll need to make this space friendlier and easier to navigate.

Let us know how things can be made better for you! :)

DMs are open too.■