

Twitter Thread by JayneshKasliwal



JayneshKasliwal

@JayneshKasliwal



■■■■ ■■ ■■■■■■■■ ■■■■■ ■■■ ■■■■■■■■■■ ■■■■■■■■■■

■ Thread ■

[1/15]

■■■■■■■■■■ ■■■■■■■■■■ is a Stock screening tool that is useful to screen stocks based on Technical & Fundamentals.

■ It scans stocks by using technical indicators like RSI, MACD, divergences, etc.

■ It also uses fundamental tools like Book Value, EPS, PE etc

[2/15]

How To Create A Scan ?

Go to <https://t.co/nQ7t44bt9T> & click on ■■■■■■■■ ■■■■■ under ■■■■■■■■■■.

[3/15]

■■■■■■ ■■■■■ ■■ ■■■■■■■■ ■■■■■■■■

We can select segments of stocks of our choice, e.g. cash or futures stocks, Nifty 100 etc.

Click on green '+' icon to add conditions.

Stock **passes all** of the below filters in **cash** segment:



██████████ ████████████████████ & ████████████████████ ████████████████████

- We can select any timeframe of candles in Chartink, from minutes to years.
- And compare two candles using comparison operators like `close > open` or `close < open`, crossovers etc

Select a offset

45 minute
1 hour
75 minute
2 hour
125 minute
3 hour
4 hour

Daily candles

Latest

1 day ago
2 days ago
3 days ago
n days ago

Weekly candles

Weekly
1 week ago
2 weeks ago
3 weeks ago
n weeks ago

Monthly candles

Monthly
1 month ago

Select a operation

Operations

Remove all on right

Arithmetic Operations

+

-

*

/

Comparision Operations

Equals

Not equals

Greater than

Greater than equal to


Less than

Less than equal to

Cross Operations

Crossed above


Crossed below



Stock **passes all** of the below filters in **cash** segment: 

1 day ago **Open** **Greater than** 2 days ago **Close**     

- Daily RSI greater than 70 & close above EMA 50
- Latest means Daily timeframe 1 day ago means Yesterday and so on
- MACD Bearish or Bullish Cross

Stock **passes all** of the below filters in **cash** segment: 

Latest **Rsi(14) Greater than Number 70**    

Latest **Close Greater than Latest Ema(Latest Close ,50)**    

- An Inside Bar is a candle that's "covered" by the prior candle.
- Scan to filter stocks from Nifty 500 where the latest 15 minutes candle is an inside bar.
- [0] means latest candle & [-1] means previous candle

Scan Description: Last Candle Totally Inside Previous Candle

Stock **passes all** of the below filters in **nifty 500** segment: 

[0] 15 minute **High** **Less than** [-1] 15 minute **High**     

[0] 15 minute **Low** **Greater than** [-1] 15 minute **Low**     

- 20 EMA crossing above 50 EMA
- Latest Volume greater than 1.5 times of 20 days average volume.
- % Change more than 2%

Stock **passes all** of the below filters in **cash** segment: 📄

Latest **Ema**(Latest **Close** 📊 ,20) **Crossed above** Latest **Ema**(Latest **Close** 📊 ,50) 📄 📊 🟢 ✖

Latest **Volume** **Greater than** Latest **Sma**(Latest **Close** 📊 ,20) * **Number** 1.5 📊 📄 📊 🟢 ✖

Latest **% Change** **Greater than equal to** **Number** 2 📊 📄 📊 🟢 ✖

➕ 📄

[Run Scan](#) [Save Scan](#) [Create Alert](#) [Monitor on dashboard](#) [Backtest Results](#)

Get **Realtime data** for scanner in our [premium subscription](#).

[9/15]



[11/15]

Net Profit[yearly] Greater than TTM Net profit * Number 2

Net Profit[yearly] Greater than Number 0

TTM Net profit Greater than Number 0

Youtube Video Part 1 : Basics of Chartink Screener

<https://t.co/01VYsxWydp>

Part 2: Indicator : <https://t.co/iCaznJYsdE>

[12/15]

9 Imp Chartink Screener :

<https://t.co/6r5NS3NovZ>

[13/15]

Chartink Screeners Complete Compilation

Sharing 9 Screeners\U0001f9f5

1. Swing Trading Techno Funda <https://t.co/sV6e8XSFRK>

2.Range Breakout <https://t.co/SNKEpGHNtv>

3. Stocks in Tight Range :<https://t.co/MqDFMEfj82>

Telegram Link : <https://t.co/b4N4oPjqm9>

Retweet and Share !

— JayneshKasliwal (@JayneshKasliwal) [March 25, 2022](#)

Download the Techno Charts Android App :

<https://t.co/ACcPnk2ZIQ> and get Free Access to Course

iOS - <https://t.co/0IS5JxuAEf>

Org Code - CDGWMO

[14/15]

Join : <https://t.co/1ggMNDOPKp>

[15/15] End