


## Twitter Thread by Swapnil Kommawar



**Swapnil Kommawar**

[@KommawarSwapnil](#)



**A Must Learn Tool For Everyone■■■■■**

**Power BI is nothing but advanced version of excel**

**A Thread ■**

**Retweet For Benefit Of All ■■**

1. Power BI is a cloud-based visualization tool from Microsoft

It allows user to create interactive reports and dashboards using simple interface

Eventually it will help user to take better decision in their business.

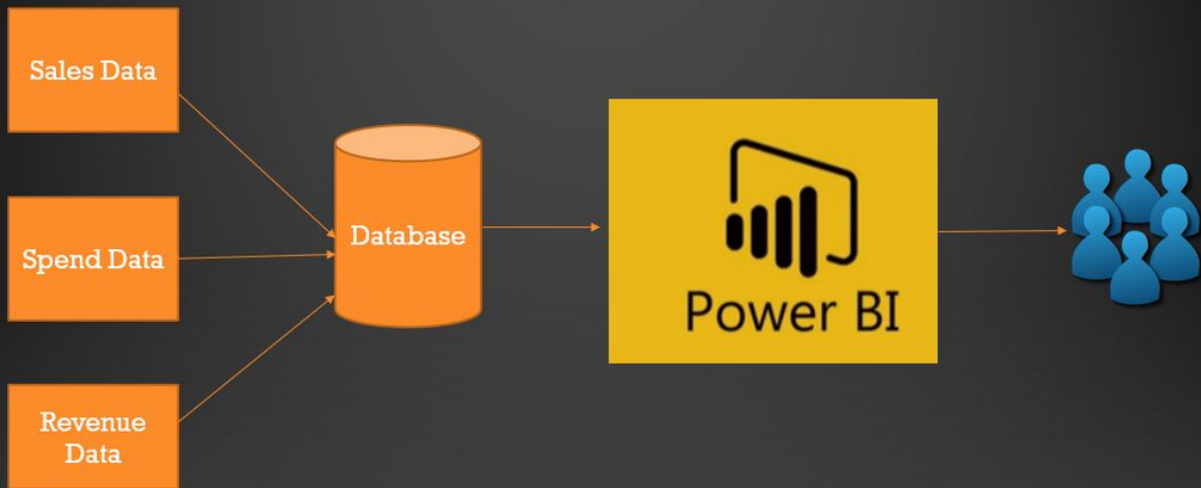
2. What is BI?

In Simple words,

Collect data from different sources, modify as per requirement and show them in pictorial form.

Collect Data --> Analyze Data --> Visualize Data

## WHERE TO USE BI?



3. Power BI categorized into 4 types

Power BI Desktop

Power BI Service

Power BI Mobile

Power BI Server

4. Power BI Desktop: You collect data from different sources and work in power bi desktop

■

Publish the worked data in power bi service.

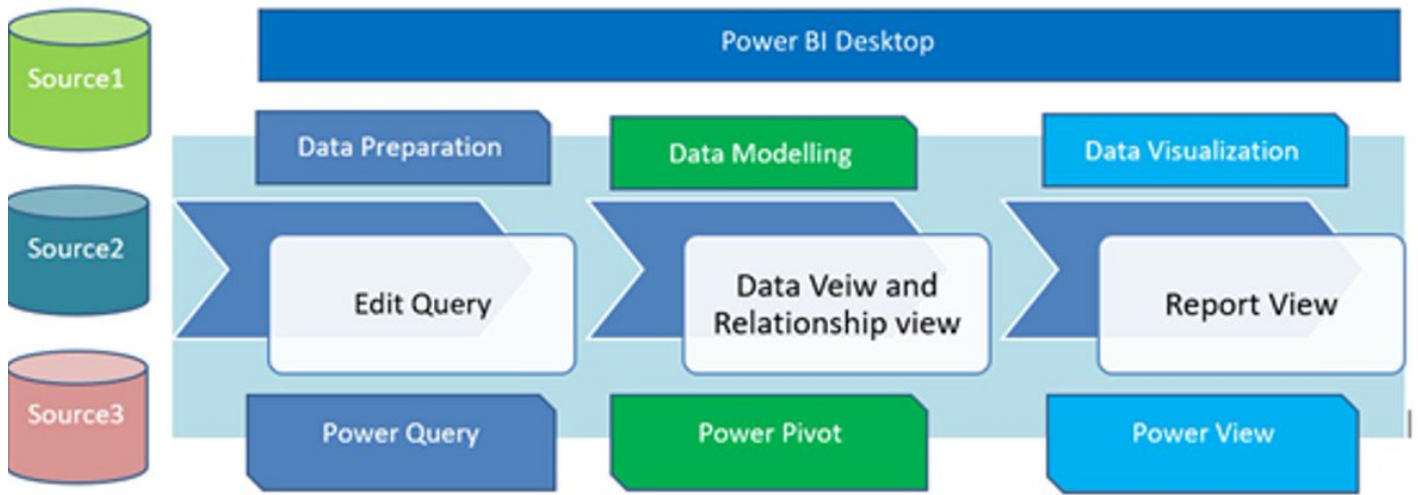
5. Main concept to learn is power bi desktop

Power bi desktop categorized into 3 ■

■■ Power query

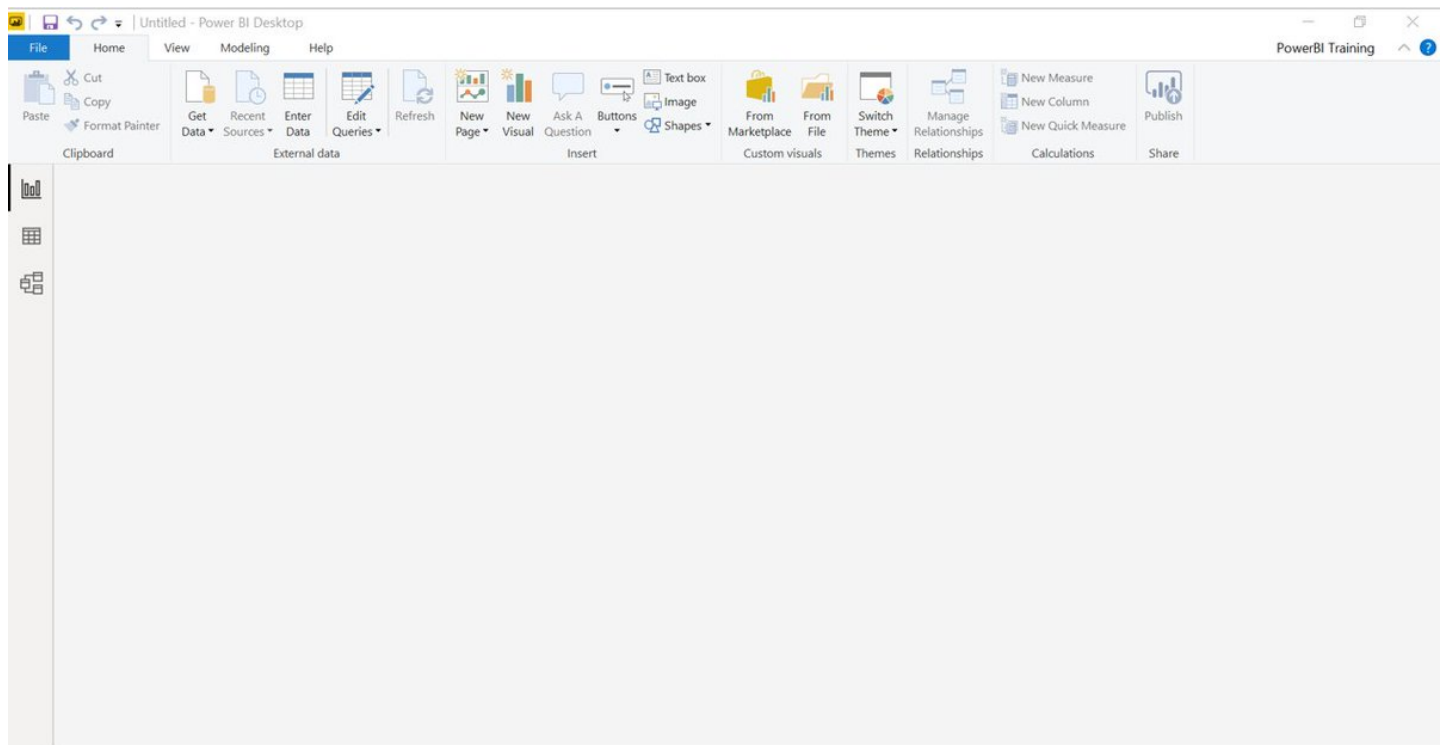
■■ Power pivot

■■ Power view



## POWER BI DESKTOP WORKFLOW DIAGRAM

6. This is how home page of power bi desktop looks like ■



7. What is the need of power bi service?

Power bi is cloud platform for sharing the reports with users. Users can also create dashboard using the existing reports in power bi service.

8. Power bi report server?

If you have data which you don't want to share in cloud and data is highly confidential then organization prefer to use power

bi report server which is ON-Prem.

9. Going forward will explain how to start working on power query with simple example.