

Twitter Thread by The Cnceptual Trader



The Cnceptual Trader

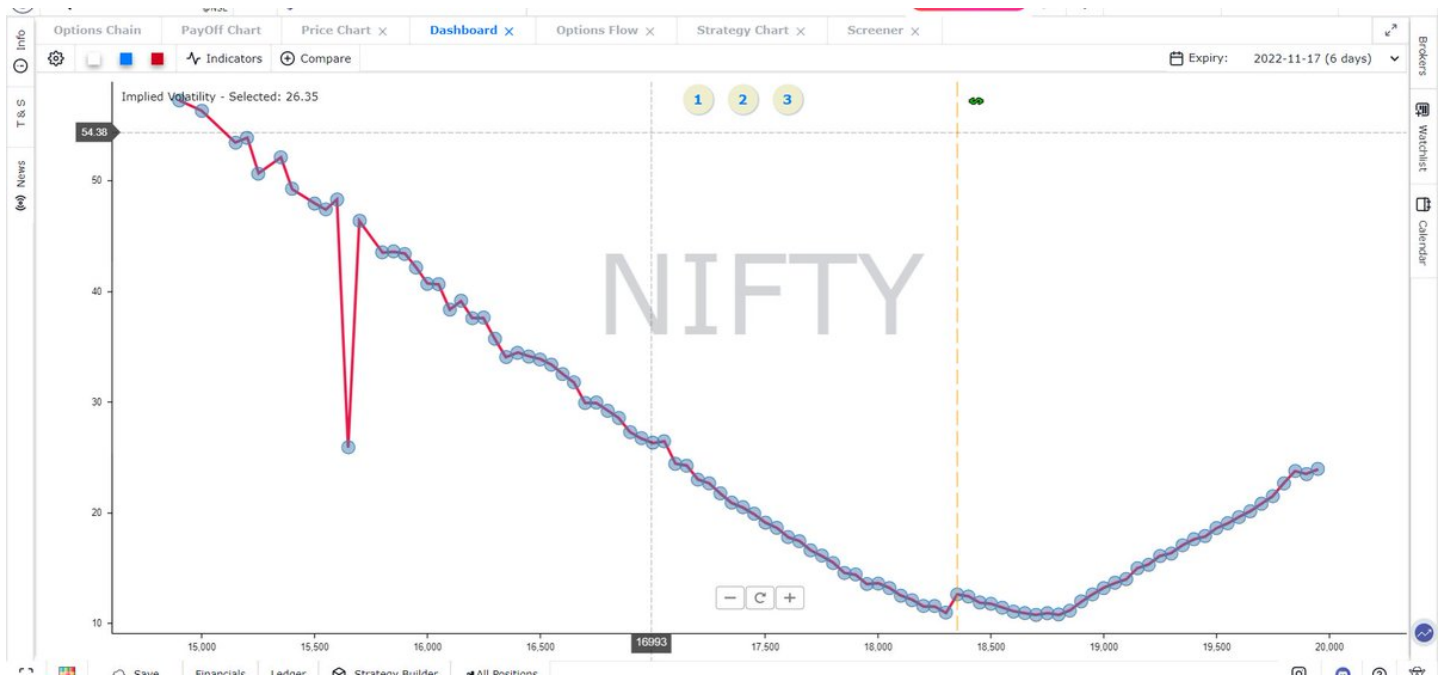
[@CnceptualTrader](#)



Top 13 websites providing extremely useful Data for Options Traders -

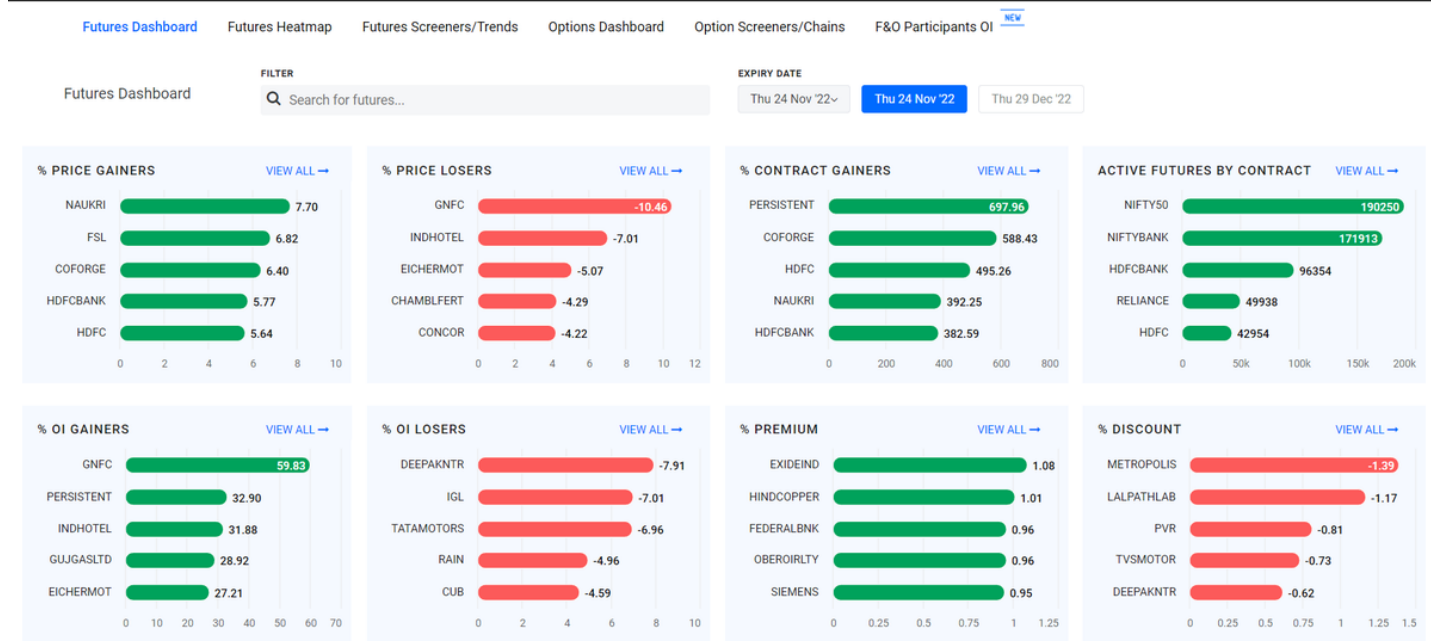
1- Go charting

For Orderflow data along with other useful stuffs.



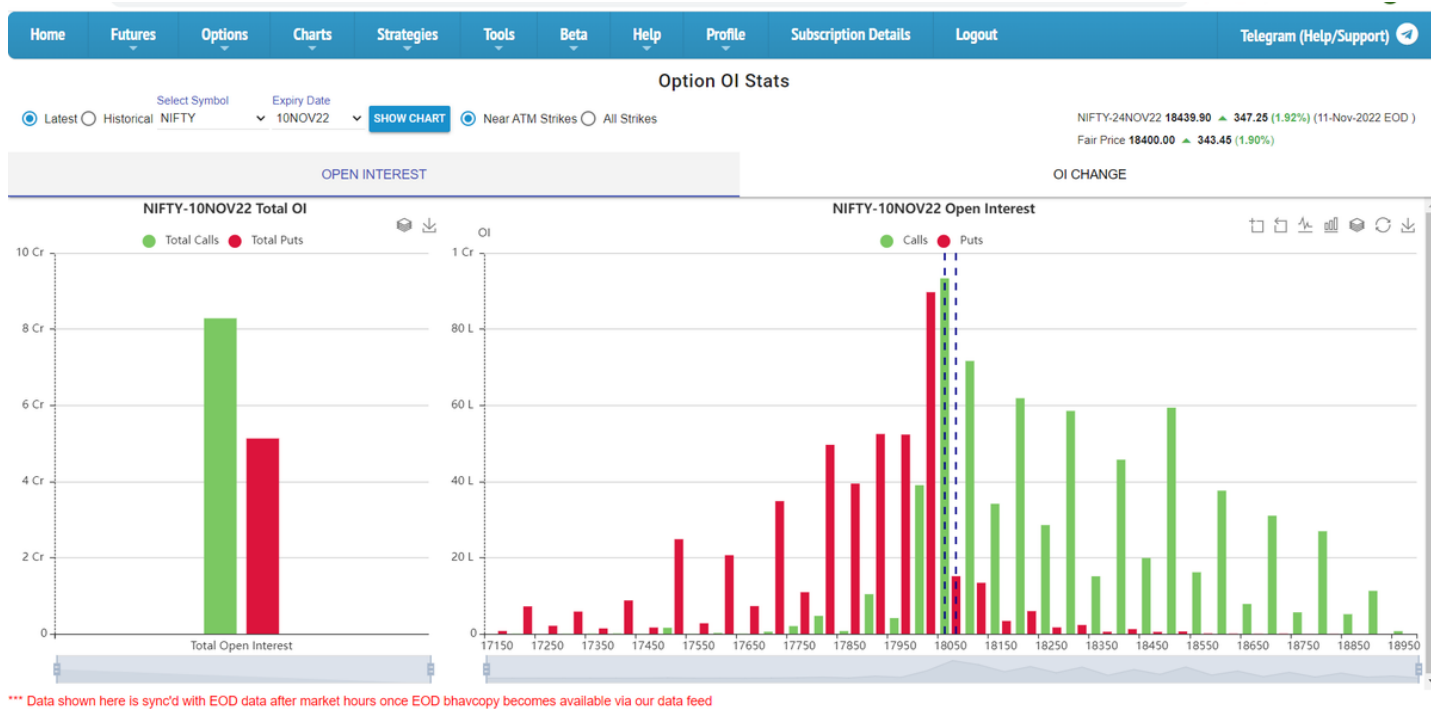
2- Trendlyne

For it's customisable scanners.



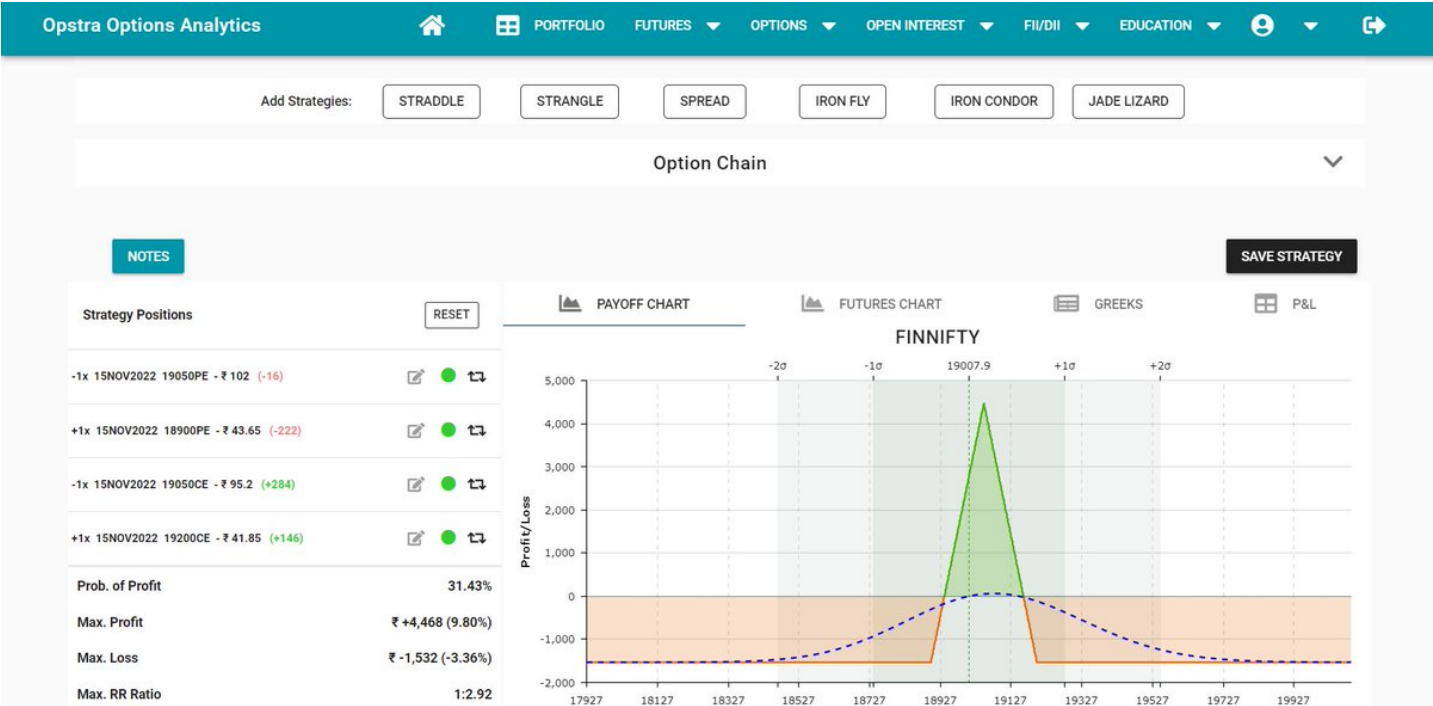
3- icharts

for all present & historical data related to Stock as well as Index options.



4- Opstra

for it's accurate payoff diagrams & strategy builder.



5- Sensibull

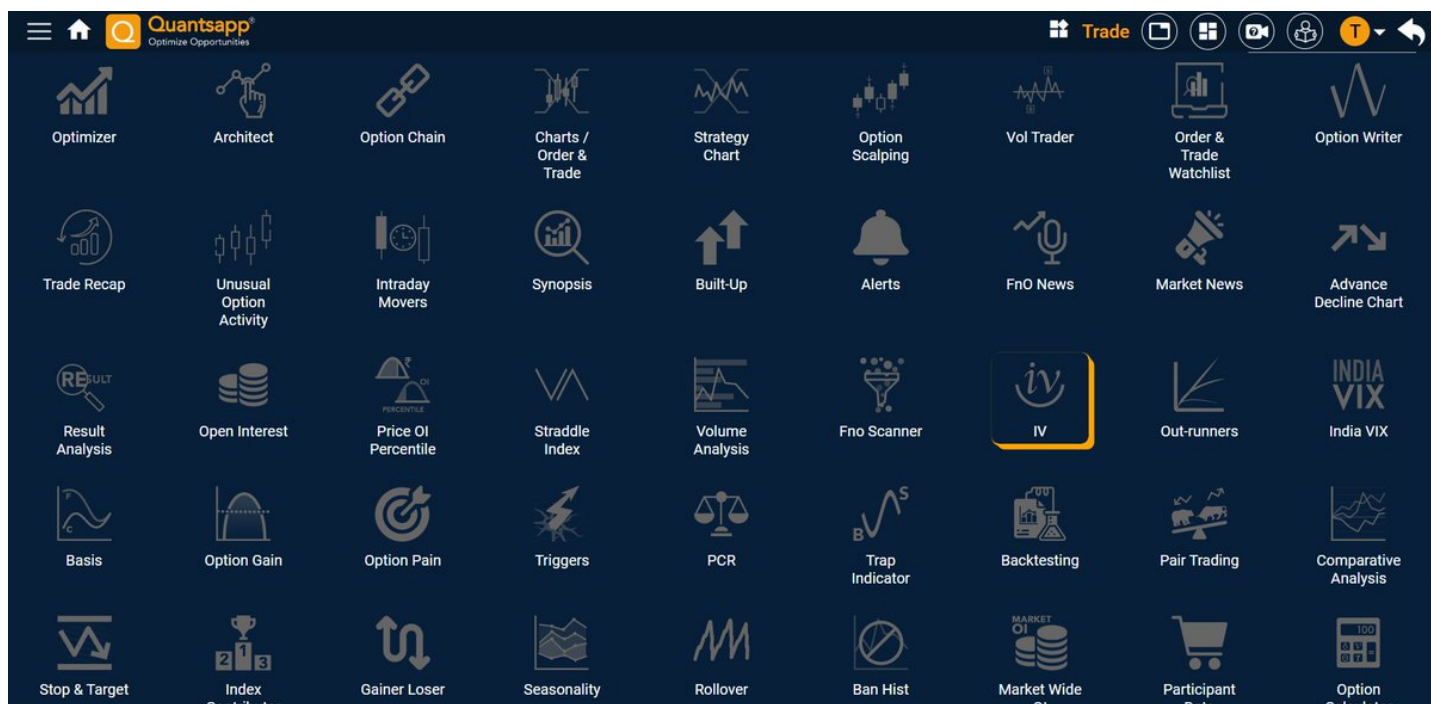
For convenient payoff diagram connected straight from your positions.

Q NIFTY 18349.70 +1.8% Info ATM IV 11.3 -1.9 INDIAVIX 14.41 -1.16 IV chart Analyse OI IVP - Per lot Expiry 17 Nov Demo Settings

Calls						Puts	
OI change %	OI - lakh	LTP (Chg %)	Strike	IV	LTP (Chg %)	OI - lakh	OI change %
-25.8%	40.6	414.85 +160%	18000	13.9	17.10 -84%	77.2	10.3%
-81.2%	1.5	372.20 +180%	18050	13.5	21.50 -83%	17.3	184.4%
-50.9%	15.1	325.00 +200%	18100	12.9	25.95 -83%	37.0	112.1%
-80.6%	2.4	281.00 +223%	18150	12.5	32.40 -82%	17.9	691.9%
-60.5%	14.2	239.55 +249%	18200	12.5	44.00 -80%	47.8	516.0%
-20.3%	8.8	202.00 +281%	18250	12.1	54.50 -78%	18.1	1545.8%
28.1%	37.6	167.00 +314%	18300	11.6	66.85 -77%	58.9	816.7%
77.1%	11.8	131.75 +341%	18350	11.3	84.00 -74%	15.9	5757.4%
59.9%	32.3	105.00 +375%	18400	11.3	105.00 -71%	15.8	1626.5%
28.8%	11.9	78.50 +397%	18450	10.9	130.00 -68%	2.5	1861.1%
58.4%	49.3	59.50 +415%	18500	10.9	163.00 -64%	11.9	169.0%
28.3%	13.3	42.00 +406%	18550	10.6	191.45 -62%	1.8	1030.0%
77.5%	36.3	28.25 +356%	18600	10.3	225.65 -59%	2.2	396.2%
46.3%	15.6	19.00 +304%	18650	10.3	272.10 -55%	0.9	1902.3%
-9.6%	42.4	12.20 +209%	18700	10.2	312.40 -52%	0.5	526.9%
15.8%	15.5	8.45 +177%	18750	10.3	363.30 -48%	0.2	1973.3%
63.7%	35.9	5.15 +91%	18800	10.3	409.70 -46%	0.1	280.3%
58.1%	11.0	3.80 +58%	18850	10.6	462.00 -59%	0.0	-
74.4%	27.4	2.60 +44%	18900	11.4	506.40 -49%	0.1	1170.0%

6- Quantsapp

for minute details of all kind of OI data



7- BSE Site

For all realtime announcements regarding every stock.

Latest Corporate Announcements Disclaimer

Segment :

From Date : To Date :

Category : Security Name :

[Next](#) Current Page Number 1 out of 37 Total No of Announcements 1807 Till Date 11 Nov 2022

11 Nov 2022			
BAJAJ HOLDINGS & INVESTMENT LTD. - 500490 - Compliances-Reg. 39 (3) - Details of Loss of Certificate / Duplicate Certificate		9.06 MB	XBRL
Exchange Received Time 11-11-2022 19:12:44 Exchange Disseminated Time 11-11-2022 19:12:44 Time Taken 00:00:00			
A.K.CAPITAL SERVICES LTD. - 530499 - Board Meeting Outcome for Outcome Of The Board Meeting Held On Friday, November 11, 2022, Commenced At 5.45 P.M. And Concluded At 7.00 P.M.	Board Meeting	6.65 MB	XBRL
Exchange Received Time 11-11-2022 19:12:41 Exchange Disseminated Time 11-11-2022 19:12:43 Time Taken 00:00:02			
REPCO HOME FINANCE LTD. - 535322 - Un-Audited Financial Results Of The Company For The Quarter And Half Year Ended On 30Th September, 2022	Result	3.83 MB	XBRL
Exchange Received Time 11-11-2022 19:12:05 Exchange Disseminated Time 11-11-2022 19:12:06 Time Taken 00:00:01			
DRA Consultants Ltd - 540144 - Board Meeting Outcome for Outcome Of Board Meeting Held On Friday, November 11, 2022	Board Meeting	2.65 MB	XBRL
Exchange Received Time 11-11-2022 19:11:49 Exchange Disseminated Time 11-11-2022 19:11:52 Time Taken 00:00:03			
Mrs. Rectors Fond Specialities Ltd - 543253 - Announcement under Regulation 30 (1) (DPR)-Press Release / Media Release (Revised)	Company Update	1.59 MB	XBRL

8- Niftytrader

For OI data & various calculators.

RELIANCE 2631.8 ▲ 2.31%
SBILIFE 1250.25 ▲ 0.96%
SBIN 601.3 ▼ 0.73%
SUNPHARMA 1013.55 ▲ 0.29%
TATACONSUM 773.2 ▲ 0.59%
TATAMOTORS 423.5 ▲ 2.74%
TATASTEEL 107.55 ▲ 2.74%

NiftyTrader
Search Stock

Screener Options Resources
Go Prime
CT

Fibonacci Retracement Calculator

Form(A) 9706.95
To (B) 9892.85
Retraced to (C) 9892.65

Calculate
Reset

Retracement Uptrend

RISE/FALL	23.6%	38.2%	50%	61.8%	80%	100%
185.90	9848.98	9821.84	9799.90	9777.96	9744.13	9706.95

Extensions Uptrend

61.8%	100%	138.2%	161.8%	200%	261.8%
10007.54	10078.55	10149.56	10193.44	10264.45	10379.34

Retracement Downtrend

RISE/FALL	100%	80%	61.8%	50%	38.2%	23.6%
-185.90	9892.85	9855.67	9821.84	9799.90	9777.96	9750.82

Extensions Downtrend

261.8%	200%	161.8%	138.2%	100%	61.8%
9405.96	9520.85	9591.86	9635.74	9706.75	9777.76

Fibonacci Retracement Calculator – Working

Those were the top 8 websites, if you want to know the rest 5 websites, just Retweet the First Tweet below & I will DM that to you.

<https://t.co/AFILfWoBXV>

Top 13 websites providing extremely useful Data for Options Traders -

— The Cnceptual Trader (@CnceptualTrader) November 11, 2022