

Twitter Thread by [Aditya Todmal](#)

[Aditya Todmal](#)

[@AdityaTodmal](#)



One of the best tools for Options Traders is [@iChartsIndia](#)

9 things Icharts can do, you'll wish you knew yesterday:

Collaborated with [@niki_poojary](#)



By the end of this thread, you'll learn 7 features with uses:

1. Option Chain (Advanced) features
2. Total PE - CE OI
3. Options Intraday OI Breakup
4. Cumulative OI change
5. Backtesting historical Data
6. Data in different intervals
7. Straddle/Strangle Charts

Let's go ↓

1. Option Chain (Advanced):

Uses:

- Understand the options chain better
- Know the correct market direction and
- Sell the right options with a higher probability of success.

Open Option Chain on Icharts and then click on:

- Trend
- Buildup
- Vwap

Like this:

Calls				Strike Price	Puts			
OI Chg	OI	Chg (Pts)	LTP	Strike Price	LTP	Chg (Pts)	OI	OI Chg
-16,325	67,425	246.40	1,036.10	34600	128.70	-166.85	2,91,525	58,100
-36,375	46,525	305.80	1,026.00	34700	148.00	-185.80	3,49,800	1,18,750
-60,175	63,525	288.55	944.45	34800	158.05	-207.10	3,00,475	56,400
-26,725	64,100	261.70	853.45	34900	189.25	-219.10	2,42,725	60,450
-2,98,325	7,49,925	258.65	795.00	35000	214.00	-238.55	16,41,075	6,95,700
-55,100	1,54,725	244.70	731.05	35100	242.30	-247.45	2,78,775	1,28,725
-47,500	1,80,325	201.85	641.00	35200	265.00	-262.90	3,69,025	2,66,425
5,550	2,00,575	183.40	572.10	35300	304.05	-282.95	4,04,500	3,57,150
85,950	2,73,925	164.05	511.35	35400	345.00	-307.65	4,27,075	4,09,150
3,86,350	10,46,550	148.30	455.00	35500	382.00	-321.60	11,04,800	10,24,250
4,40,975	5,88,150	146.15	415.00	35600	427.00	-338.35	3,31,325	3,21,650
-1,75,475	6,13,725	132.10	360.00	35700	471.00	-345.90	1,42,625	1,38,300
3,21,525	5,10,550	115.60	315.00	35800	510.05	-379.30	54,800	44,475
72,000	2,50,150	99.15	270.00	35900	596.00	-370.55	24,950	19,700

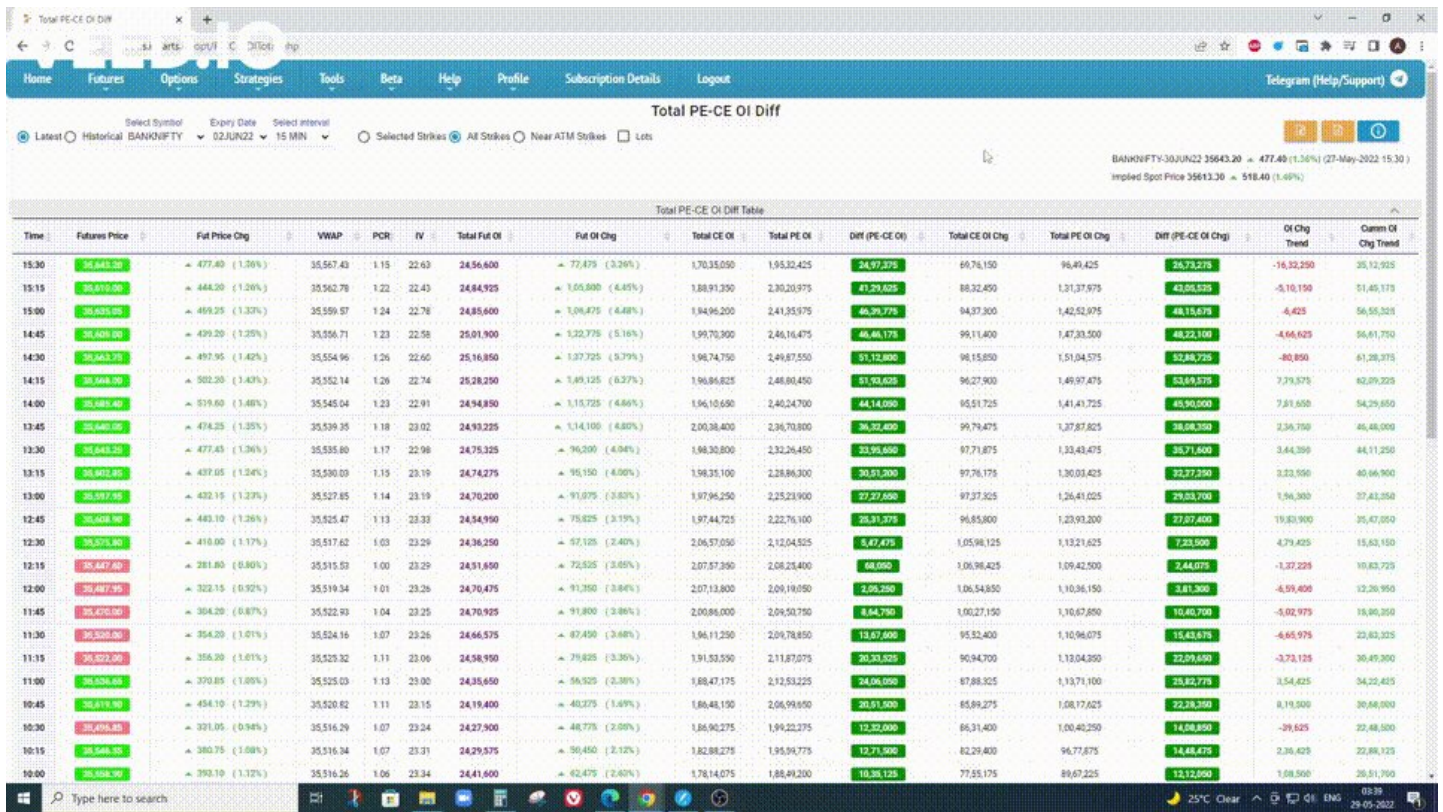
2. Total PE - CE OI

Most popular and powerful feature, even used by experts like [@nitinmurarkasmc](#) heavily.

Observe the intraday Change in OI difference and align your trades with where writing is happening.

Can check it only for nearer strikes, or all strikes.

Here's how:

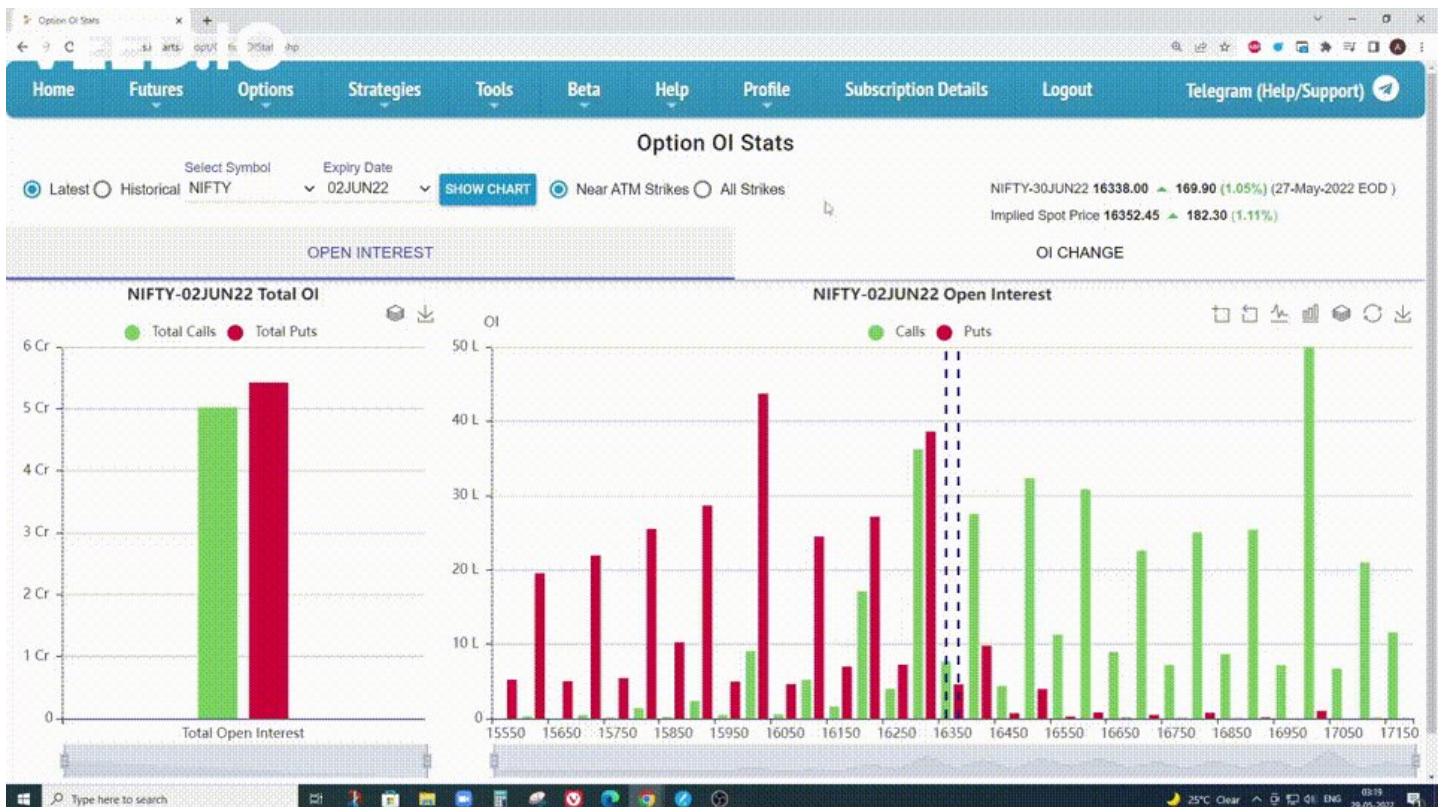


3. Option OI stats

Shows you Total OI and Change in OI in bar chart format.

Can segregate from Near Atm strikes to all strikes.

Historical Data of past expiries is also available to make backtesting easier.

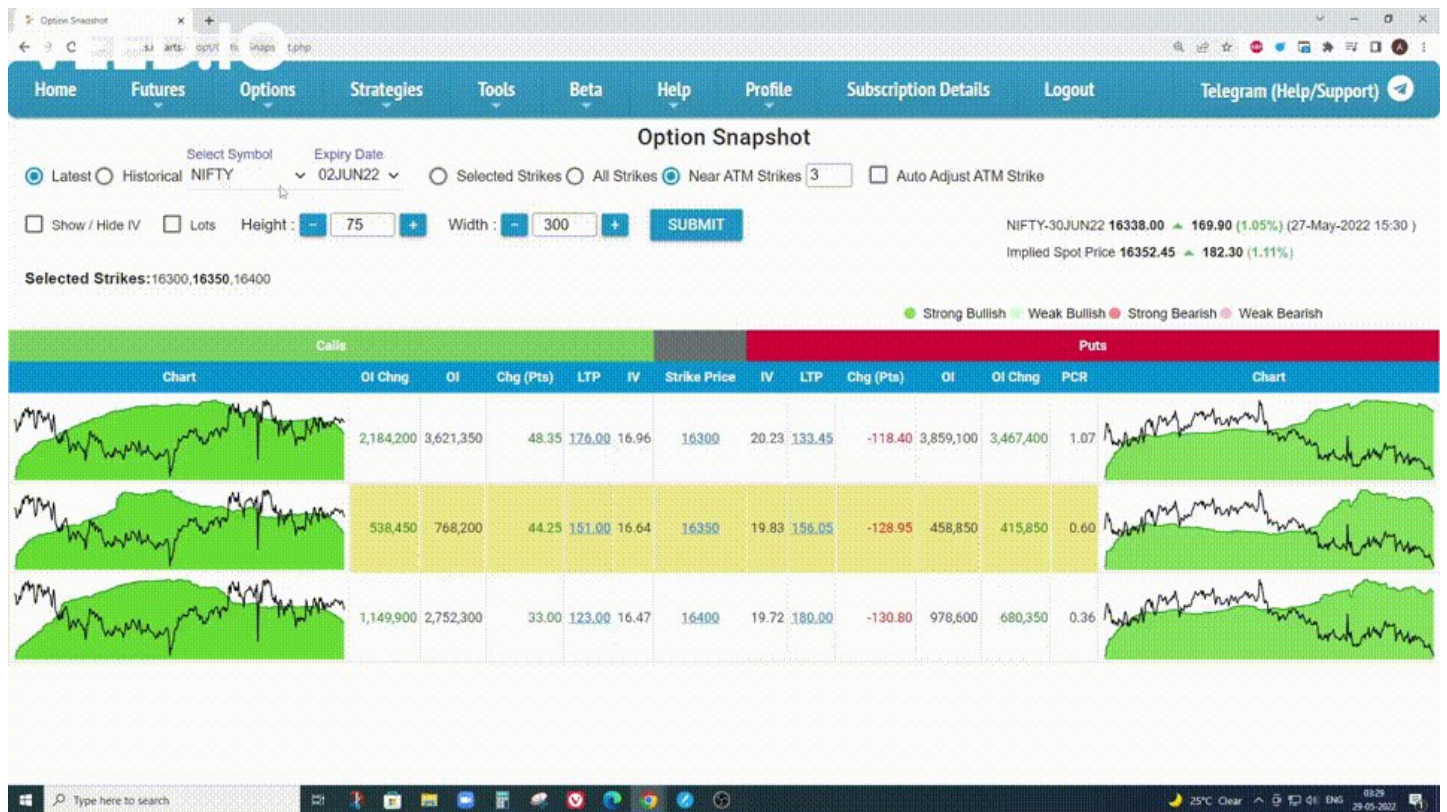


4. Options snapshot

Option Chain with charts and Price and Open Interest showing in them.

Can look where open interest changes are happening.

Know quickly about multiple strikes Oi behaviors.



5. Options Intraday OI Breakup

Can see the individual data of any strike at any interval you want as per your liking.

I have seen a few scalper traders recommending this to their followers.

Options Intraday OI Breakup

VED CREATE | Edit

Home Futures Options Strategies Tools Beta Help Profile Subscription Details Logout

Telegram (Help/Support)

Options Intraday OI Breakup

Help

Select Symbol
Latest Historical BANKNIFTY

Expiry Date
02JUN22

Call Strike
35100

Put Strike
33700

Select interval
15 MIN

☐ Lots

BANKNIFTY-30JUN22 35643.20 ▲ 477.40 (1.36%) (27-May-2022 15:30)

Implied Spot Price 35613.30 ▲ 518.40 (1.46%)

35100 CE														33700 PE													
Time	OI	Total OI Chg (%)	Day High	Day Low	Volume	VWAP	Price	IV	Price Chg	OI Chg	Buildup	PCR	Combined OI	Combined Price	Buildup	OI Chg	Price Chg	IV	Price	VWAP	Volume	Day Low	Day High	Total OI Chg (%)	OI		
15:30	1,58,075	-24.66	798.20	591.20	1,36,250	683.27	731.95	21.80	15.00	-20,450	Short Covering	1.03	3,20,675	772.50	Long Unwinding	-45,975	-6.15	29.87	41.45	54.42	1,69,050	37.35	87.55	-10.28	1,62,600		
15:15	1,78,525	-14.92	798.20	591.20	85,700	681.16	716.95	23.49	-15.95	-8,475	Long Unwinding	1.16	3,86,500	763.65	Short Covering	-6,375	0.75	30.13	47.80	55.20	1,09,725	43.85	87.55	14.76	2,07,975		
15:00	1,87,000	-10.88	798.20	591.20	37,600	679.64	722.96	22.20	16.00	-3,500	Short Covering	1.15	4,01,350	778.85	Short Buildup	3,475	-2.10	30.59	46.85	55.67	73,950	43.85	87.55	18.28	2,14,350		
14:45	1,90,500	-9.21	798.20	591.20	39,100	678.61	716.90	23.62	-42.15	2,725	Short Buildup	1.11	4,01,375	764.95	Short Covering	-26,925	3.10	30.24	48.95	56.02	94,825	44.50	87.55	16.36	2,10,875		
14:30	1,87,775	-10.51	798.20	591.20	23,925	677.87	758.15	22.52	3.50	-750	Short Covering	1.27	4,25,575	804.00	Long Unwinding	-4,675	-1.35	30.71	45.85	56.47	43,050	44.50	87.55	31.22	2,37,800		
14:15	1,88,525	-10.15	798.20	591.20	48,600	677.09	754.65	23.19	-9.25	-10,075	Long Unwinding	1.29	4,31,000	801.85	Short Buildup	15,375	-0.15	30.67	47.38	56.71	98,450	44.50	87.55	33.88	2,42,475		
14:00	1,98,600	-5.35	781.30	591.20	87,125	674.99	743.96	22.15	20.05	-1,050	Short Covering	1.14	4,25,700	811.25	Short Buildup	775	-0.30	31.07	47.35	57.30	88,000	44.70	87.55	25.31	2,27,100		
13:45	1,99,650	-4.85	770.00	591.20	30,850	672.92	743.85	22.92	-1.05	-25	Long Unwinding	1.13	4,25,975	791.50	Long Buildup	3,600	0.30	30.57	47.85	57.79	63,950	45.15	87.55	24.89	2,26,325		
13:30	1,99,675	-4.84	770.00	591.20	38,950	671.97	744.90	23.70	20.10	-3,400	Short Covering	1.12	4,22,400	792.25	Short Buildup	9,625	-3.20	30.30	47.35	58.20	72,700	45.15	87.55	22.90	2,22,725		
13:15	2,03,075	-3.22	760.00	591.20	33,550	670.60	724.80	22.91	4.80	1,200	Long Buildup	1.05	4,16,175	775.35	Long Buildup	1,675	0.05	30.63	50.55	58.76	46,175	48.30	87.55	17.59	2,13,100		
13:00	2,01,875	-3.79	760.00	591.20	38,750	669.79	720.80	23.74	-12.20	1,025	Short Buildup	1.05	4,13,300	770.50	Long Unwinding	-2,825	-1.20	30.28	50.58	59.05	49,600	48.45	87.55	16.66	2,11,425		
12:45	2,00,850	-4.28	760.00	591.20	88,275	668.92	732.30	23.94	31.25	-7,200	Short Covering	1.07	4,15,100	783.90	Short Buildup	17,150	-1.60	30.58	51.78	59.33	86,025	48.45	87.55	18.22	2,14,250		
12:30	2,08,050	-0.85	742.00	591.20	1,11,025	666.15	750.95	23.28	70.40	-4,025	Short Covering	0.95	4,05,150	754.25	Short Buildup	14,050	-8.70	30.43	53.30	59.93	78,000	51.30	87.55	8.76	1,97,100		
12:15	2,12,075	1.07	742.00	591.20	57,825	665.18	630.55	24.25	-16.75	-125	Long Unwinding	0.86	3,95,125	692.55	Short Covering	-600	4.85	29.97	62.00	60.31	48,075	51.30	87.55	1.01	1,83,050		
12:00	2,12,200	1.13	742.00	591.20	71,825	666.28	647.30	24.55	5.10	100	Long Buildup	0.87	3,95,850	704.45	Short Buildup	1,575	-2.40	29.53	57.15	60.34	56,725	51.30	87.55	1.34	1,83,650		
11:45	2,12,100	1.08	742.00	591.20	61,175	667.54	642.20	23.50	-31.20	-1,825	Long Unwinding	0.86	3,94,175	701.75	Short Covering	-1,550	3.50	30.06	59.35	60.40	37,575	51.30	87.55	0.47	1,82,075		
11:30	2,13,925	1.95	742.00	591.20	72,475	667.82	673.40	23.67	-3.00	-3,800	Long Unwinding	0.86	3,97,550	729.45	Short Covering	-2,100	0.70	30.08	56.85	60.52	57,525	51.30	87.55	1.32	1,83,625		

Type here to search

26°C Mostly sunny

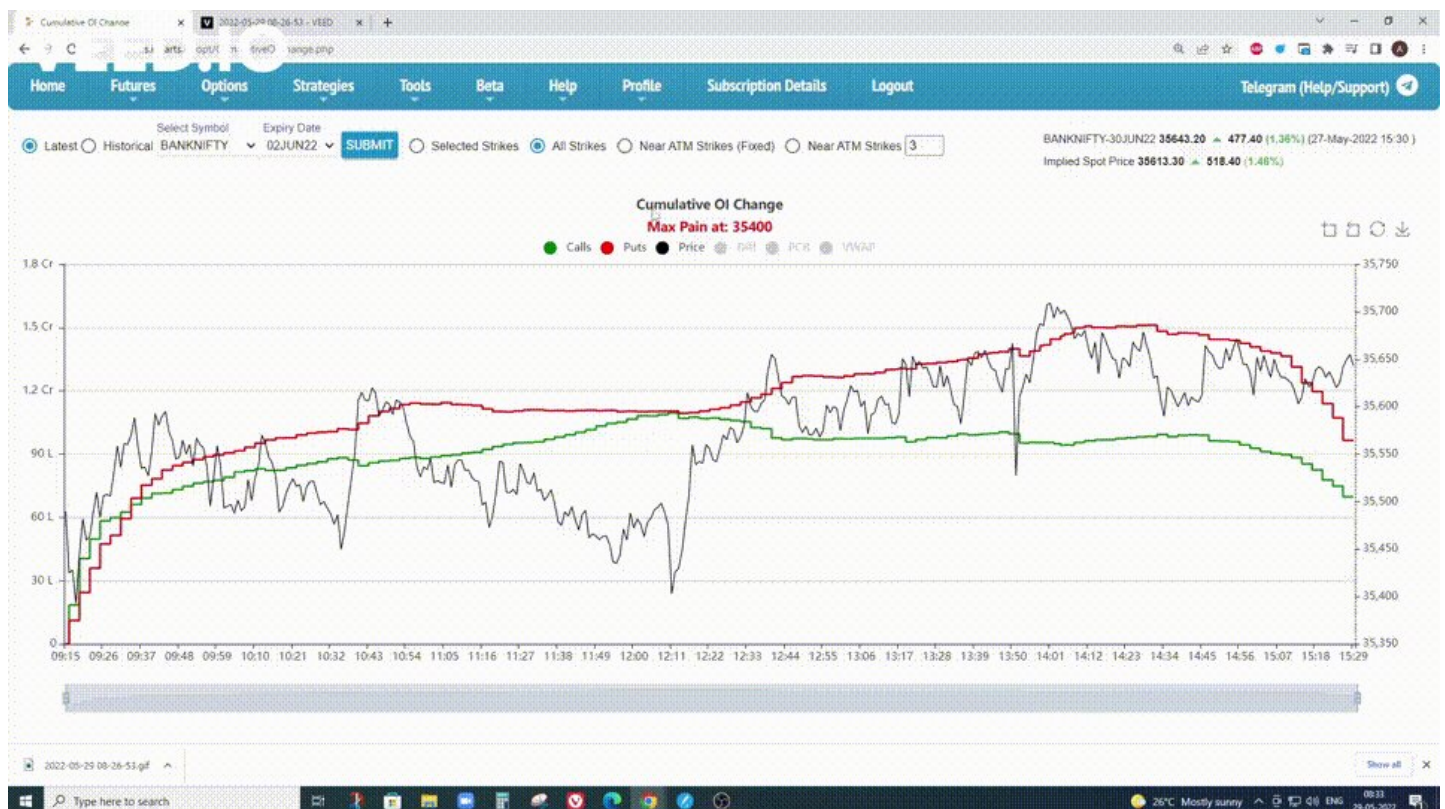
29-05-2022

6. Cumulative OI change

Compare the total Open interest of the whole option chain amongst Calls and Puts.

Can also see this only for the near ATM strikes.

Can check historical data as well.



7. Backtesting historical Data

The most powerful feature of Icharts is the ability to backtest historical options data with ease.

Nearly all features have this feature enabled in them.

For eg, on Gap days can see how premiums behaved on the gap side and be prepared next time.

8. Data in different time intervals

Another awesome feature of Icharts is the ability to see any data in any time interval as we see fit.

For eg 3 mins, 5 mins, 10 mins, 15 mins, etc all can be seen separately.

9. Strangle/Straddle Charts

Most of the people started using Icharts as they were offering strangle/straddle charts.

This is particularly useful for traders wanting to sell straddles when they are decaying (falling in premiums).

Same for strangles.

If you enjoy such threads, here's the one I wrote yesterday:

<https://t.co/fKzZvWTTb1>

Option Selling is attracting a lot of new traders.

The best Option Traders love trading in Bank Nifty.

10 Reasons why traders prefer Bank Nifty over Nifty:

Collaborated with [@niki_poojary](#)

\U0001f9f5

— Aditya Todmal (@AdityaTodmal) October 21, 2022

Icharts keeps coming out with new features constantly.

Keep an eye out for all these cool new features.

You'll find relevant information on these updates on these twitter handles.

Follow them for Ichart updates:

[@iamswingtrader](#) & [@iChartsIndia](#)

@iamswingtrader from @iChartsIndia and his team have done a great job in providing a one-place solution for data readers and data lovers.

If you have any questions for them feel free to reach out to them and if you do like the service they are providing you can take the same!

That's a wrap!

If you enjoyed this thread:

1. Follow us @Adityatodmal & @niki_poojary for more threads on Price action, Option Selling & Trading growth.

We've got you covered.

2. RT the first Tweet to share it with your audience.

I appreciate it!