

Twitter Thread by [Akos](#)



Akos
[@akoskm](#)




5 FREE React Courses If You're Just Starting Out



1■■ Learn React for free


11 hour-long course, completely free from [@bobziroll](#).
Contains 140+ interactive coding challenges and 9 projects!

■ <https://t.co/MiiDIEzCTS>

scrimba

Why Scrimba? Courses Pricing Log In

Learn React for free (updated)



with **Bob Ziroll**
Course level: Intermediate ■■

The ultimate React 101 - the perfect starting point for any React beginner. Learn the basics of modern React by solving 140+ interactive coding challenges and building eight fun projects.

Unlock Course

Join 112831 other students

Log in to get

- Access to 30+ free courses
- New courses added monthly
- Weekly coding challenge
- Join a friendly community

What's inside

This course contains 147 interactive screencasts spread across 4 modules.



Expand All

> Build a React info site	28 lessons - 2 hours
> Build an Airbnb Experiences clone	27 lessons - 2 hours
> Build a meme generator	64 lessons - 5 hours
> Build a notes app and Tenzies game	28 lessons - 2 hours

@bobziroll 2 ■ ■ The Beginner's Guide to React

No BS, React only course, working with a single HTML file through all the 28 lessons.

@kentcdodds is my favorite teacher in the React community. Check out his other courses, newsletter, etc you won't regret it

■ <https://t.co/tp2fwXKiNX>

The screenshot shows the course page for "The Beginner's Guide to React" on Egghead.io. The page has a dark theme. At the top, there's a navigation bar with the Egghead.io logo, a search bar, and links for "Build Your Dev Portfolio" and "Sign In". A banner at the top right says "Holiday Sale: Save 50% on egghead membership for limited time only." and "Become a Member".

The course title "The Beginner's Guide to React" is prominently displayed in white. Below it, the instructor's name "Kent C. Dodds" is shown with a small profile picture. The course is marked as "FREE". It has a rating of 4.6 stars from 6566 people completed. The course duration is 2h 35m. There are buttons for "Bookmark", "Download", and "RSS".

The description states: "React got that name for a reason. It's a component-based JavaScript library that renders smartly and can seriously simplify your work." It also mentions that the course is for React newcomers and aims to teach everything needed to start building web applications in React.

Each lesson is a single `index.html` file. The course is production-ready and can be deployed to services like Netlify.

There's a section "Listen to Kent C. Dodds tell you about this course:" with a video player showing a thumbnail of the instructor.

Under "What you'll learn:", it lists "what problems React can solve".

On the right side, there's a "Start Watching" button and a "Free Community Resource" badge. Below that, the "Course Content" section lists 5 lessons:

1. A Beginners Guide to React Introduction (5m 46s)
2. Create a User Interface with Vanilla JavaScript and DOM (1m 32s)
3. Create a User Interface with React's createElement API (4m 29s)
4. Create a User Interface with React's JSX syntax (3m 19s)
5. Use JSX effectively with React (5m 47s)

The bottom of the list shows the start of the next lesson: "Render two elements side-by-side with".

@bobziroll @kentcdodds 3 ■ ■ Develop Accessible Web Apps with React

@SunshinyDoyle is an expert in creating accessible React applications. This course will give you a concrete process for testing, refactoring, and building your applications with accessibility in mind.

■ <https://t.co/CNu38E7wtT>

[Browse](#)

[Become a Member](#)

What do you want to learn today?

[Build Your Dev Portfolio](#)

[Sign In](#)

FREE

Develop Accessible Web Apps with React

Instructor

Erin Doyle

React

>=16.10.2

ARIA

Screen Reader

JavaScript

1h 32m

4.7

172 people completed

Published 2 years ago

Updated 10 months ago

Bookmark

Download

RSS

A large number of people are unable to use the web effectively due to an impairment or disability.

As developers there are several tools and techniques we can use to make our web applications accessible, ensuring a great user experience that includes everyone.

We all agree that Accessibility is important. However, it's a broad landscape and can be overwhelming figuring out where to start!

Erin Doyle is an expert in creating accessible React applications and has developed a course that will give you a concrete process for testing, refactoring, and building your applications with accessibility in mind.

After this course, you'll have a jump start on auditing and fixing accessibility issues in your applications and gain a better understanding of your target users and how to approach your web app design from their perspectives.

Listen to Erin Doyle tell you about this course: Show Transcript

00:00

09:15

What you'll learn:

- The impact of in-accessible web apps different disability groups
- How to access web sites in the same way impaired users do

Credits

Aleksander Ageev

Start Watching

Free Community Resource

A Community Resource means that it's free to access for all. The instructor of this lesson requested it to be open to the public.

Course Content

1h 32m · 28 lessons

- JS

Set up ESLint to Audit Accessibility Issues in React

3m 39s
- JS

Use react-axe to Audit Accessibility Issues at Runtime during Development

9m 12s
- axe

Use the axe Browser Extension to Audit a Web Page for Accessibility Issues

1m 44s
- total

Use tota11y to Visualize Accessibility Issues

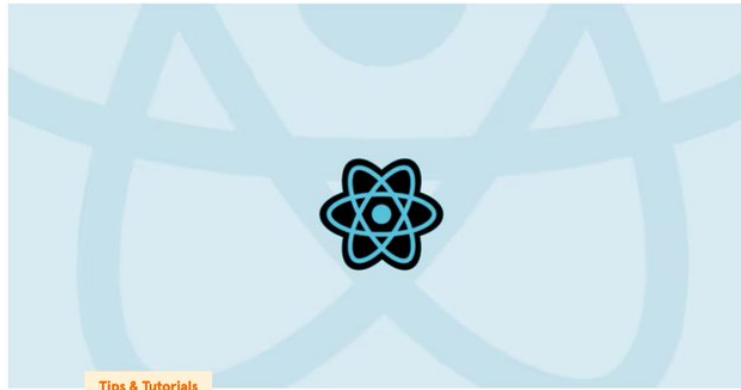
6m 12s

Use a High Contrast Browser Extension to

[@bobziroll](#) [@kentcdodds](#) [@SunshinyDoyle](#) 4■■■ Build a Web App with React

A free, 5-part video course with interactive code examples that will help you learn React from [@glitch](#).

■■ <https://t.co/soDxDbwnvt>



Build a Web App with React

A free, 5-part video course with interactive code examples that will help you learn React.

By Glitch Team

December 13, 2017

Part 1: Intro to React



[@bobziroll](#) [@kentcdodds](#) [@SunshinyDoyle](#) [@glitch](#) 5 Learn React

Learn how you can build powerful interactive applications with React.

A strong foundation in JavaScript is a prerequisite for this course, as well as basic HTML.

■ <https://t.co/LA5LQL0rdw>

Learn React

[Start](#)

[Overview](#)

Syllabus

Why Learn ReactJS?

ReactJS offers graceful solutions to some of front-end programming's most persistent issues, allowing you to build dynamic and interactive web apps with ease. It's fast, scalable, flexible, powerful, and has a robust developer community that's rapidly growing. There's never been a better time to learn React.

Take-Away Skills:

You'll develop a strong understanding of React's most essential concepts: JSX, class and function components, props, state, lifecycle methods, and hooks. You'll be able to combine these ideas in React's modular programming style.

Note on Prerequisites:

A strong foundation in JavaScript is a prerequisite for this course, as well as basic HTML.

Earn Certificate of completion with

Join
485,751
people who have taken this
course

Time to Complete
20 Hours

Prerequisites

[Learn HTML](#),
[Learn
JavaScript](#)

Codecademy courses have been taken by employees at



Our website uses cookies and similar technologies to personalize your experience and advertising, offer sign-on options, and to analyze our traffic. See our [Cookie Policy](#) for more info.

[Cookies Settings](#)[Accept](#)

[@bobziroll](#) [@kentcdodds](#) [@SunshinyDoyle](#) [@glitch](#) Want to build an outstanding dev portfolio?

I compiled my experiences with portfolio project building into a guide, check it out

<https://t.co/428d2jNiLO>

Also download my FREE Twitter threads at <https://t.co/F6gYrQAeIW>, give it some if you liked it.

See ya