Twitter Thread by Billy Bostickson ■■&■ ■

Billy Bostickson ■■&■ ■
@BillyBostickson

1. WIV Research groups (archived pages) for Reference dsRNA viruses molecular biology

https://t.co/lwrQoo6ygG



2. Emerging Viruses Group

https://t.co/ND56gVGOAn



3. Structural Biology of Viral Genome Replication
https://t.co/wUqc0YIP3X



4. Molecular Biology of hepatitis Viruses & Gene Therapy
https://t.co/snBbxkhNsC



5. Insect Virus Genetic Engineering Lab
https://t.co/S68mVOA2Ob



6. HIV Molecular Epidemiology and Virology
https://t.co/ZF5xZ9g5VO



7. Molecular Immunology

https://t.co/Qo1Lo1Qkiy



8. Biological Control of Arbovirus Vectors
https://t.co/FKG95bCfDn



9. HIV Viral Biochemistry
https://t.co/xshpTe90ao



10. Laboratory of Infection and Immunity
https://t.co/O3bQWTSJdh



11. Virology and Nanobiology
https://t.co/fgBJsJMQfg



12. Neurovirology Research Group
https://t.co/2G7NVbDiLl



13. Lab of Diagnostic Microbiology
https://t.co/s3seStzngI



14. List of Doctoral Supervisors with links to profiles
(if you see any that are not archived, please archive them with https://t.co/mA4co7ioje or https://t.co/ix3lTqChM0 or wayback machine)
Page 1: https://t.co/mqLwUCtN9U
Page 2: https://t.co/ssW1jfRaop



15. Who is 159.226.126.127 ?
Image search and expand, all archived now
https://t.co/8iM16tIVlg

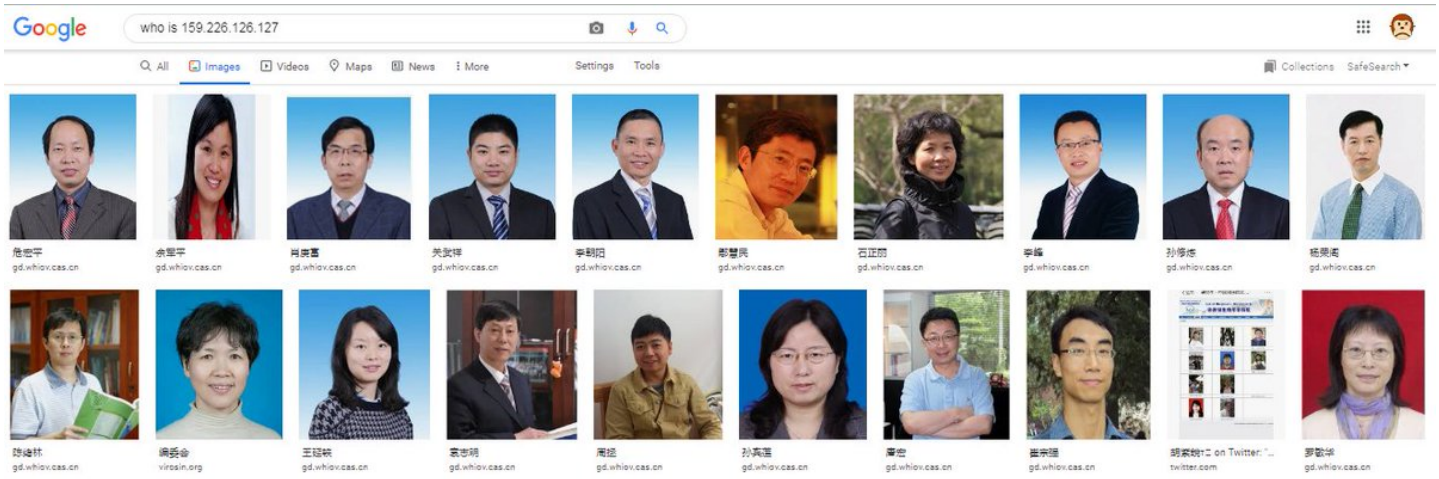

16. Who is 159.226.126.127 ?
Image search and expand, all archived now (2)
https://t.co/8iM16tIVlg

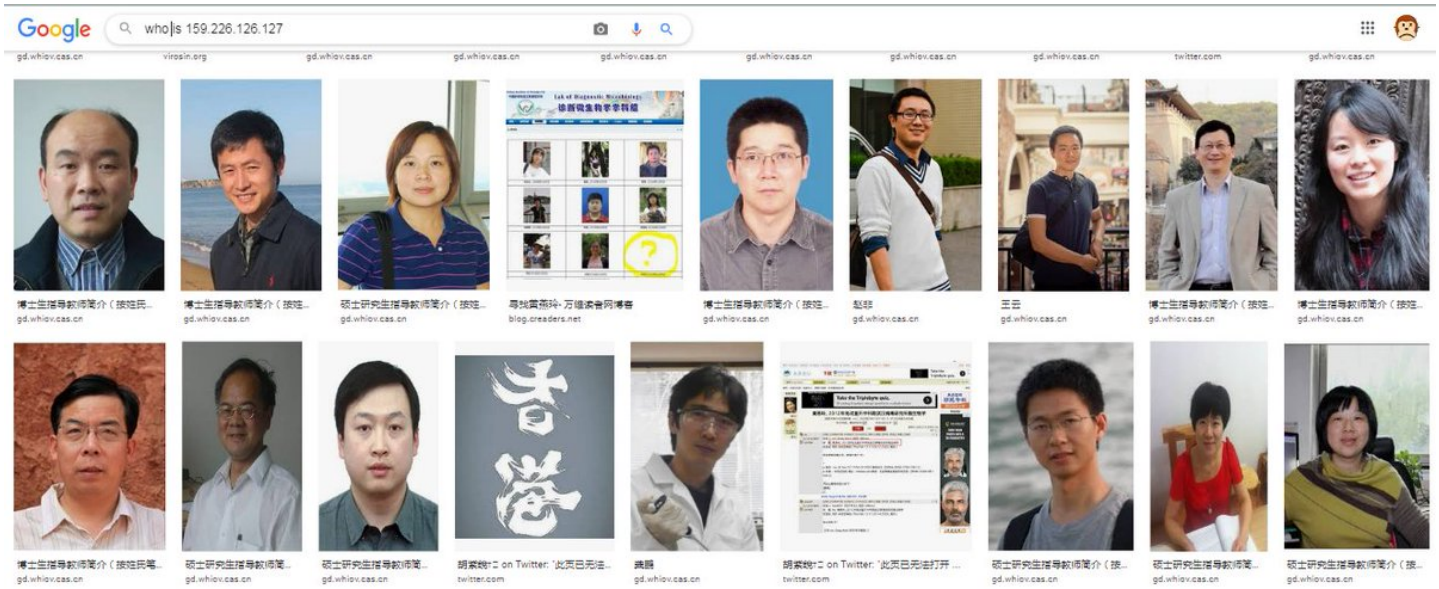

17. Brief introductions of WIV master's instructors - 1 Page
https://t.co/fUlH8jE2KH

18. Introduction of WIV Doctoral Supervisors - 1 Page
https://t.co/kuLGuzNVJG
Archived: https://t.co/HrcpXmh2RV

19. Which groups are of most interest to our investigation?
Probably Number 1 will be the Emerging Viruses Group directed by Shi Zhengli, and specifically its research aims and projects
https://t.co/pgwifkCDCW

> 2. Emerging Viruses Grouphttps://t.co/ND56gVGOAn pic.twitter.com/SaepAYhaOg
>
> — Billy Bostickson \U0001f3f4\U0001f441&\U0001f441 \U0001f193 (@BillyBostickson) January 18, 2021

20. Research Aims 1-6
Mainly 4 and 6 below

At this stage, our main research contents include:

1) Research on the distribution and genetic evolution of important human pathogens in bat populations: The infection status of important infectious viruses such as SARS virus, Ebola virus and Hantavirus in bats, including pathogenic nucleic acid and serological testing, Genome and genetic variation, serological and molecular evolutionary relationships with known human pathogens, etc.

2) Research on the distribution and genetic evolution of common viral pathogens in bat populations: common viral pathogens such as coronavirus, paramyxovirus, astrovirus, adenovirus, circovirus, picornavirus, parvovirus, reovirus, etc. Infection in bats, including pathogenic nucleic acid detection, genome and genetic variation, serological and molecular evolutionary relationships with known human pathogens, etc.

3) Bat virus metagenomics analysis: study the metagenomics of bat respiratory and enteric viruses of different populations, compare and analyze the differences in virus spectrum carried or transmitted by different populations, and study the role of different bat populations in spreading viruses.

21. Research Projects, Programmes & State Funding
https://t.co/wEJOE9jmfv Tks @TheSeeker268
973 Program
Research on molecular mechanism of important viruses' cross-species infection and transmission
(2011.1-2015.12)
Type II enveloped virus invasion mechanism
(2010.1-2014.12)



Funded by the National Key Basic Research and Development Program (973 Program)

- Research on the molecular mechanism of important viruses' cross-species infection and transmission (2011.1-2015.12)
- Type II enveloped virus invasion mechanism (2010.1-2014.12)

National Infectious Disease Major Special Project (Twelfth Five-Year) Funding Project

- Survey on the status of coronavirus carried by rodents and small mammals in Guangdong, Yunnan and other regions (2014.1-2016.12)

National Science Fund subsidized project

- Major project-Discovery, isolation and identification, distribution characteristics, genetic evolution and pathogenicity of human pathogens carried by bats (2013.1-2017.12)
- General Project-Research on Recognition and Invasion Mechanism of Bat SARS-like Coronavirus Receptor (2015.1-2018.12)
- Youth Fund-Functional Research on the SARS-like Coronavirus Specific Gene orfX (2015.1-2017.12)
- Youth Fund-Research on the pathogenicity of bat orthoreovirus on experimental animals (2015.1-2017.12)
- Youth Fund-Research on interferon response and inflammatory response caused by RNA virus infection of bat cells (2015.1-2017.12)
- Youth Fund-Bat Cell Immune Response and Viral Transcriptome Analysis after Bat Adenovirus Infection (2013.1-2015.12)
- International (China-Singapore) Cooperation and Exchange Project-New pathogen detection technology for SARS or MERS-like emerging infectious diseases (2017.01.01-2019.12.31)

22. National Infectious Disease Major Special Project
(12th 5-Year) Funding Project
Survey on the status of coronavirus carried by rodents and small mammals in Guangdong, Yunnan and other regions
(2014.1-2016.12)

23. National Science Fund subsidized project
Major project-Discovery, isolation and identification, distribution characteristics, genetic evolution and pathogenicity of human pathogens carried by bats
(2013.1-2017.12)

24. General Project-Research on Recognition and Invasion Mechanism of Bat SARS-like Coronavirus Receptor
(2015.1-2018.12)
Youth Fund-Functional Research on the SARS-like Coronavirus Specific Gene orfX (2015.1-2017.12)

25. Youth Fund-Research on the pathogenicity of bat orthoreovirus on experimental animals (2015.1-2017.12)
Youth Fund-Research on interferon response and inflammatory response caused by RNA virus infection of bat cells
(2015.1-2017.12)

26. Youth Fund-Bat Cell Immune Response & Viral Transcriptome Analysis after Bat Adenovirus Infection (2013-2016)
International (China-Singapore) Cooperation & Exchange Project-New pathogen detection technology for SARS or MERS-like emerging infectious diseases (2017-2019.12.31)

27. Science and Technology Fundamental Work Special
Investigation of main natural hosts and vector insect virus pathogens in Yunnan (2013.6.1-2018.5.31)
Knowledge Innovation Project of the CAS
Infectious Diseases and Biosafety Network Center
(2011.1-2014.6)

28. Construction Technology of Artificial Phage-3
(2011.1-2013.12)
Project funded by China-Africa Joint Research Center of Chinese Academy of Sciences
Prevention and control of pathogenic microorganisms and epidemics in Africa
(2016.1-2018.12)

29. Papers emerging from Projects & other WIV output (2000 up to 2016)
Published papers-SCI included (47)
https://t.co/3WvyWZBlrH
Published papers-non-SCI indexed (37) Same page
https://t.co/3WvyWZBlrH
(1992 - 2014)

30. Research Team Profiles
https://t.co/kQb2sk5kft

31. The Famous Field Sampling Photographs
(What is PPE)
https://t.co/FJeRzUruL1
Senior Officers
https://t.co/kQb2sk5kft
PhD Students
https://t.co/l1iYnkBPr4
Doctoral students (16 people) and masters (14)
https://t.co/9NVHby2IVo
The Past is like a Song
https://t.co/bAeEqiY0Ai

The past is like a song

		
Zhang Jianhong (2000-2008) Senior Experimenter	Zhang Huajun (2007-2009) Assistant Researcher	Zhou Peng (2010-2011) Assistant Researcher
		
Wu Yongquan (200907-201201) Assistant Experimenter	Li Sisi (201107-201305) Assistant Experimenter	Zheng Zifeng (201304-201408) Assistant Experimenter

32. The Lab Families
https://t.co/ujBgIoTL1u
Global Cooperation
https://t.co/w6IJIHSzRI



All the authors of "Bats are SARS-like Coronaviruses" published on Science



Celebrate the publication of Science articles



Group photo of all colleagues from the French Marine Invertebrate Defense Laboratory

33. Results of their Research
https://t.co/07wwILo0py



34. Where it started?
Investigation of important natural hosts and vector insect virus pathogens in my country" launched
Central government portal https://t.co/eGoCuNbgrg at 09:07 on June 24, 2013
https://t.co/eo3aEb1J4S

The project is undertaken by the Wuhan Institute of Virology of the Chinese Academy of Sciences. It will carry out investigations and traditional isolation and identification of virus pathogens, develop high-throughput detection methods for different species of virus pathogens, and collect virus pathogen macros. Genome data, construction of the virus database and genetic resource database of the main natural hosts and vector insects in my country.

35. Useful Background Article
Beginning & end of U.S. virus transformation monitoring
Alex Cui, Ph.D. US Computational Biology scientist
"The most dangerous man-made virus"
Virologists scramble to transform virus research and raise public safety concerns
https://t.co/CzY6edTj5g

36. Next Step, further research into the projects by:
@BillyBostickson @TheSeeker268 @interne41914499 Likely we are just going over well trodden ground but you never know what you may find when doing that, especially with the wisdom of hindsight.