

Twitter Thread by FutureGhost

FutureGhost

@FutureGhost14



1 - So, it's just a coincidence that #Covid19 started right next to #China's only level4 #biohazard #lab at the same time the #US was arresting #scientists for illegal work with the Chinese in the same location #coronavirus #Pandemic #SARSCoV2 #pandemic

2 -Inside the #Chinese #lab poised to study world's most dangerous #pathogens <https://t.co/ragbZwDTxH>

Deadly #accident sounds alarm for #safety in Chinese labs

<https://t.co/3wuEPrYfet>

#Chinese #lab #accident raises #SARS fears <https://t.co/unWZo2q4TR>

#BorisJohnson's #government has considered the possibility that the #coronavirus may have accidentally #leaked from a #Chinese #lab #COVID19 #coronavirusuk #CoronavirusPandemic <https://t.co/8YF09fH76J>

The #SARS #virus has #escaped from high-level #containment facilities in #Beijing multiple times, notes Richard Ebright, a molecular #biologist at Rutgers University in Piscataway, New Jersey #SARSCoV2 #COVID19 #CoronavirusPandemic #BioWeapon #leak <https://t.co/C05ZKGPE7e>

#SARS escaped #Beijing lab twice

#Laboratory safety at the #Chinese Institute of #Virology under close scrutiny.

This was in 2004, of course it couldnt happen with #coronavirus #COVID19 #SARSCoV2 could it?

Thats just a #ConspiracyTheory

<https://t.co/QUYZiMm864>

A brief, terrifying history of #viruses escaping from labs: 70s #Chinese #pandemic was a lab mistake

The danger of a #manmade pandemic sparked by a laboratory escape is not hypothetical

#coronavirus #COVID19 #SARSCoV2 #leak #BioWeapon #History #truth

<https://t.co/p42vCWHqAo>

#Scientists Resume Efforts To Create #Deadly #Flu #Virus, With #US #Government's Blessing
(dont forget that the #Wuhan lab is funded by the US)
<https://t.co/X9Yp5fIOI3>

#documentary movie on the origin of #CCP virus, Tracking Down the Origin of the #Wuhan #coronavirus #CoronaHoax
#Supression #coverup <https://t.co/34Also1ry3>

Suspected #SARS virus and #flu samples found in luggage: FBI report describes #China's 'biosecurity risk'
#coronavirus #biowar #leak #covid19
<https://t.co/DWWoTdbsvh>

To examine the emergence potential infect to humans of circulating bat CoVs, we built a #chimeric virus encoding a novel, zoonotic spike protein that was isolated from #Chinese horseshoe bats in the context of the #SARS_COV #coronavirus
#chimera #BioWeapon
<https://t.co/acsdUMzOqr>

Fox News reports that #COVID19 originated in the Wuhan Institute of Virology
<https://t.co/U0I8eYdT2w>

by combining a HIV-based pseudovirus system with cell lines expressing the #ACE2 molecules of human, or horseshoe bat. In addition to full-length S of SL-CoV and SARS-CoV, a series of S chimeras was constructed #BioWeapon #Covid_19
#coronavirus #CCPVirus
<https://t.co/TQ9CwdOdqH>

The chimaera infected human airway cells — proving that the surface protein of SHC014 has the necessary structure to bind to a key receptor on the cells and to infect them
#SARSCoV2 #Covid_19 #CCPVirus #coronavirus #BioWeapon
<https://t.co/1IDQbAQocs>

Chinese #Coronavirus Is a Man Made #Virus. Luc Montagnier the Man Who Discovered #HIV, To insert an HIV sequence into this genome requires molecular tools.

see previous posts regarding using HIV to create chimera
#BioWeapon #Covid_19 #COVID19
<https://t.co/HgXZ3LaEkk>

When all Bio Level 4 research labs are connected on a global level.
<https://t.co/zgPgB7LnrO>

Makes you wonder what was ment by
"it still hasnt actually been allowed to be released yet"
(also remember this guy is also funded by #BillGates)

28 mins in just listen

#CCPVirus #BioWeapon #Covid_19 #coronavirus #Plandemic

<https://t.co/Qlk95CX6Bz>

#Coronavirus is LAB grown, says Nobel prize winner.

part of the virus, is #manipulated. Well, the virus follows a classic model that comes from bats; but on top of this model they have added sequences of #HIV virus.

#COVID #BioWeapon #COVID19 #Plandemic

<https://t.co/gl5ZHJiix3>

In addition to full-length S of SL-CoV and SARS-CoV, a series of S chimeras was constructed by inserting different sequences of the #SARS-CoV S into the SL-CoV S backbone.

#ManMAde #Virus #CCPVirus #Wuhan #COVID19 #Coronavirus

<https://t.co/T3z5FfR5ay>

The made a non human infectable virus to be able to infect humans.

Using the SARS-CoV reverse genetics system², we generated and characterized a chimeric virus expressing the spike of bat #coronavirus SHC014 in a mouse-adapted SARS-CoV backbone

#COVID19

<https://t.co/vevcYEmcBZ>

#Wuhan institute of Virology were studying and working so much with #coronavirus's that they had to have a special disinfectant.

Remember that this Bio lvi 4 lab is working with EU and USA though

#COVID19 #plandemic #CCPViurs #BioWeapon

<https://t.co/sZxIXGiqMy>

Peter Breggin MD

US and China Collaborated to Make a Deadly Coronavirus

#Plandemic #BioWeapon #COVID19 #CCPViurs #Created #US #China

<https://t.co/mX1tZ68c07>

Charles Lieber the one arrested for working with chinese nationals smuggling bio samples.

Was working with Lieber foundation on brain medicine <- are we not talking about nano implants for vaccinated people soon?

#coronavirus #nanomedicine #bioweapon #5G

<https://t.co/0ymB1xrVwV>

Airbourn nano vaccines -

If they can creates nano vaccines, whats to stop anyone using nanotech to release airbourn toxins/virus's or even just to implant nanotech into humans.

#nanotech #smartdust #vaccines #Plandemic

<https://t.co/3xUatTMie6>

Julian Assange's Last Interview. Talks about "intelligent evil dust"

#CharlesLieber #LieberInstitute #BillGates #NanoTech #SmartDust #SmartVaccine #Control

<https://t.co/c8HzikljTj>

Chinese Agent Charles Lieber & His Virus Transmitters

Lieber was infact working on virus transmitters that could penetrate cell membranes

#coronavirus #BioWeapon #COVID19 #smartdust #nanotechnology

<https://t.co/iTrNEMXX23>

Harvard chemistry chief's arrest over #China links shocks researchers

Documents outlining the charges allege that Lieber received hundreds of thousands of dollars from the #Wuhan University of Technology (WUT) #BioTech #BioWeapon

<https://t.co/9Y0op42Ckm>

The discovery also provides an efficient solution to an important challenge in #biomedical technologies: scalable intracellular #recording and, just as importantly, could open up new ways to explore the development of #cyborgs.

#CharlesLieber #BioWeapon

<https://t.co/LdGtdFISwB>

Remember how (see previous tweets in thread) that a #SARS virus was activated with HIV to be infectible to Humans. (even a nobel prize winner said that)

Novel #coronavirus attacks and destroys T cells, just like #HIV

#BioWeapon #LabMade #COVID__19

<https://t.co/fDP9mUdTQS>

If you go back a few tweets in this thread you can see the connections.

Charles Lieber - nano tech - DARPA funded -#Wuhan Connected

#BillGates Partners With #DARPA & Department of Defense for New DNA #Nanotech COVID19 #vaccine

#Plandemic

<https://t.co/9FZmqeapix>

Remember that #Pirbright is also partners with Wuhan Institue of Virology.

And look who funds them

#coronavirus #Plandemic #UK #Government #BillGates #Wuhan #CCPVirus

Edited: 7 May 2020. The Pirbright Institute is aware that misinformation regarding the Institute and its research is circulating on social media following the COVID-19 outbreak. The facts regarding our coronavirus research and funding can be found in [this statement](#).

The Pirbright Institute is a publicly funded private company. We have a diverse range of major stakeholders, and receive strategic funding from the [Biotechnology and Biological Sciences Research Council \(BBSRC\)](#) [↗](#) which is part of [UK Research and Innovation \(UKRI\)](#) [↗](#).

Our major stakeholders are:

- Biotechnology and Biological Sciences Research Council (BBSRC)
- UK Department for the Environment, Food and Rural Affairs (Defra)
- Wellcome Trust, Medical Research Council (MRC) and other research funding agencies
- International funding and disease control agencies, such as OIE, WHO, the European Commission, [Bill and Melinda Gates Foundation](#)
- Industrial producers of veterinary vaccines and antivirals
- Farmers and livestock keepers



The Pirbright Institute, Ash Road, Pirbright, Woking, GU24 0NF

Directions

Email: enquiries@pirbright.ac.uk

Tel: +44 (0)1483 232441




The Pirbright Institute

[Privacy & Cookies](#) | [Terms & Conditions](#) | [Social Media](#) | [eduroam](#) | [Sitemap](#)

A little more interesting info regarding Charles Lieber this time about his father. His connection to DARPA and Spying.

#coronavirus #nanotechnology #bioweapon #spy #COVID19 #MKUltra #nanovaccine



R. Lieber

R. LIEBER, Systems Engineering, Moorestown Missile and Surface Radar Division, Defense Electronic Products, Moorestown, N.J., is recipient of the 1962 David Sarnoff Outstanding Achievement Award in Engineering . . . *"for contributions to the field of high-precision space tracking and navigational systems."*

Mr. LIEBER has contributed new and fundamental knowledge to high-accuracy prediction of satellite and missile position using surface-based tracking data, which opens new avenues to the solution of satellite tracking problems. He has made important advances in the integration of tracking, communication, and telemetry functions for support of space missions and has also pointed the way toward vehicle attitude determination from the earth. The applications for which he has developed solutions include ship, submarine, and aircraft navigation, and surveying of land locations. He has worked out commercial as well as military systems applications. As an Engineering Leader, he has demonstrated outstanding ability to plan the effort of and obtain maximum wholehearted support from the senior engineering personnel in his group.

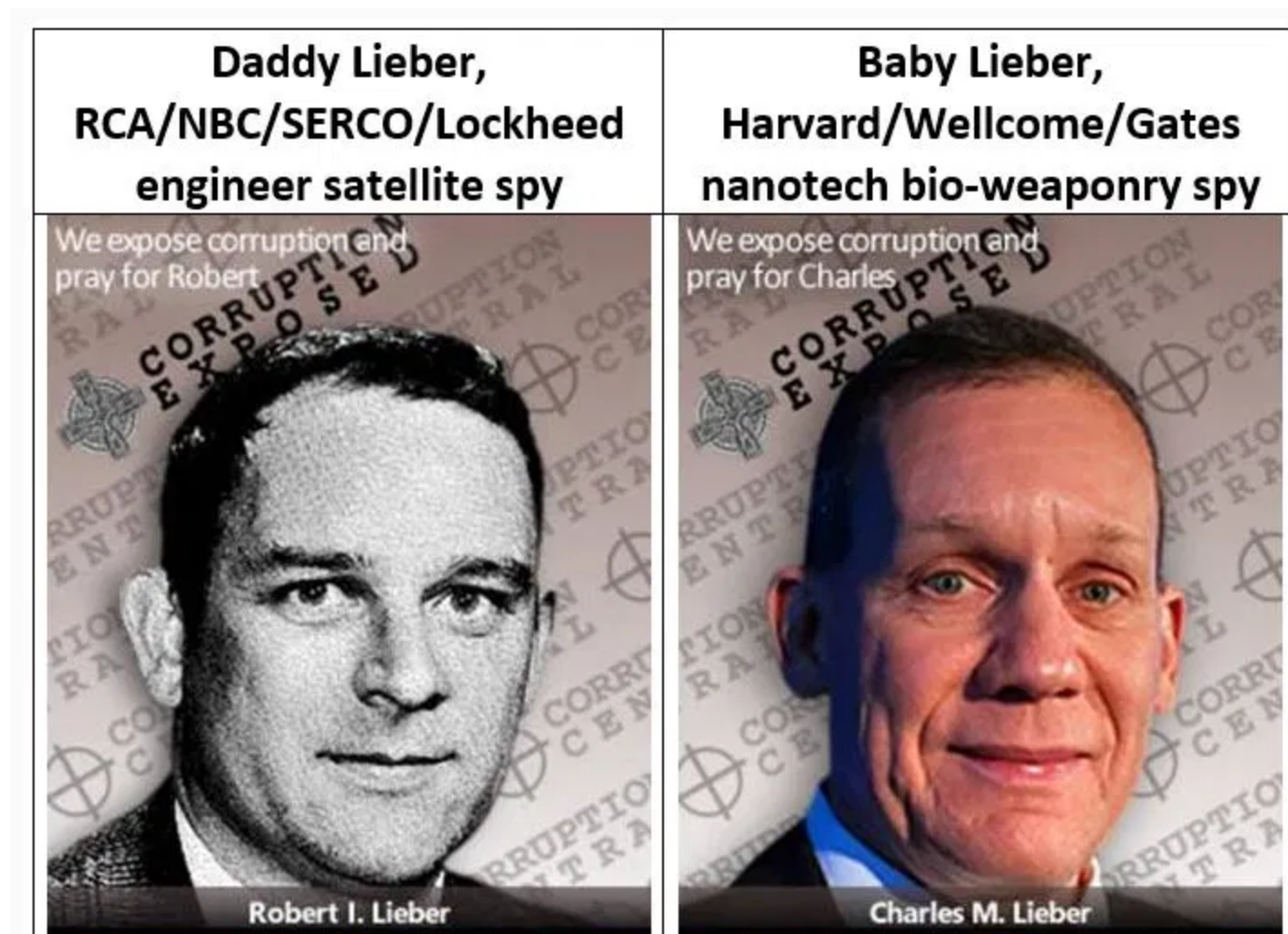
Robert I. Lieber (R. Lieber). (Apr. 01, 1962). Apr-May 1963, **1962 David Sarnoff Outstanding Achievement Award in Engineering**, Systems Engineering, Moorestown Missile and Surface Radar Division, Defense Electronic Products, Moorestown, NJ, Vol. 07, No. 6, p. 32. *RCA Engineer*.

Robert is the father of **Harvard** carbon nano bio weaponry professor **Charles M. Lieber** **NEVER** speaks about his father or family in his prolific biographies and honors. His grandfather and stepmother, **Leo and Fannie (ne Cohen) Lieber**, emigrated to Philadelphia in 1893 from Botoșani, Romania, their birthplaces, aboard the SMS Bismarck that they boarded in Hamburg, Germany. Leo's place of birth on the 1910 U.S. Census is listed as "**Rou. Yiddish**" (**Roumania, Jewish**) which was crossed out and changed inexplicably to "**Russia, Jewish**" in the 1930 census. Leo was a 50-yr. proprietor of **Leo Lieber Confectioner** in Philadelphia. Leo retired in 1953, and died in 1955. Fannie died in 1920. On Jul. 20, 1923, widower Leo remarried **Sophia (ne Maleson, sometimes Sophie)** whose parents were born in Russia. Three years later Sophie gave birth to **Robert (Charles M. Lieber's RCA satellite and radar spy father)** on May 6, 1926. Charles' great grandfather Israel (1849-1912) was born in Austria and raised eight children with Goldie (ne Frokler), including Leo, in Botoșani, Romania, Goldie's hometown. Leo was *not* born in Russia as he, or somebody, altered when they crossed out Romania and overwrote Russia on the 1930 census. Investigators suspect this alteration/forgery is related to Robert's **Top Secret** security clearance ca. 1952 before he went to work for RCA (now British **SERCO**, **QinetiQ**) in spy satellite and missile imagery and tracking.


With their histories of false and misleading government documents alone, how did Robert and son Charles M. Lieber ever get Top Secret U.S. clearances?

Robert's son, Leo's grandson, **Charles M. Lieber**, was indicted on Jan. 28, 2020 in Boston on fraud and espionage charges. He was accused of conspiring with the **People's Republic of China**, including **Wuhan University of Technology**, on his carbon nanotube, nanowire and nanobud research. These nano devices can be used as bioweapons to deliver pathogen payloads, like Coronavirus, that can be triggered by his father Robert's **5G AEGIS** satellite systems. Robert was a senior engineer-spy who built wireless, satellite, surveillance and killing systems still in use today. **RCA / NBC / BBC / SERCO / QINETIQ / C.I.A. / U.S. Navy / Privy Council** executives, including **David Sarnoff (NBC)**, were/are members of the British-American **Pilgrims Society** and its U.S. minions, the **Senior Executive Service (SES)** and **DARPA**, among others. *Special Note:* The **British Monarch** has 100% "**Golden Share**" control over the BBC, SERCO (RCA-NBC), QINETIQ and the Privy Council. **R.C.A. LIMITED** was renamed **SERCO LIMITED** on Jul. 29, 1987 (*Companies House, UK, No. 242246*).

It is not surprising then that Harvard Prof. Charles M. Lieber *never mentions* his father Robert's militaristic spy activities at RCA for the British-American Pilgrims Society and its "**Five Eyes**" weapons of **bio warfare, surveillance, propaganda and mind control**. Charles is evidently a shill front man for the Pilgrims Society who received virtually unlimited funding from **Harvard, DARPA (ARPA in Robert's day), WHO, Gates Fndn, Wellcome Fndn & Trust and NIH** for his carbon nano bio research. (Note: The family data was well hidden, not to mention Robert's patents which are currently blocked from access at the **USPTO** [run by SERCO], but were discovered in the German Patent Office - *Thank You Miners!*)



Follow the White Rabbit



Injectible nanotech for studying vision.

#Lieber #nanotechnology #injection

“Mesh electronics is a submicron-thick, large-area macroporous network,” explains team leader [Charles Lieber](#). “We fabricate the meshes as flat 2D sheets using standard semiconductor photolithography-based techniques and suspend them (like a colloid) in aqueous solution. Our specific design, which we first reported on back in 2015, enables mesh electronics to be rolled up into a tubular structure and drawn into a syringe needle.”

Charles Lieber working on Injectible nano tech for identification of people.

Reminder that not only was he working for Wuhan Institute of Technology until just before the "outbreak" but is also funded by DARPA.

#CharlesLieber #nanotech #tracking #identification

Systems and methods for injectable devices

Abstract

The present invention generally relates to nanoscale wires and/or injectable devices. In some embodiments, the present invention is directed to electronic devices that can be injected or inserted into soft matter, such as biological tissue or polymeric matrixes. For example, the device may be passed through a syringe or a needle. In some cases, the device may comprise one or more nanoscale wires. Other components, such as fluids or cells, may also be injected or inserted. In addition, in some cases, the device, after insertion or injection, may be connected to an external electrical circuit, e.g., to a computer. Other embodiments are generally directed to systems and methods of making, using, or promoting such devices, kits involving such devices, and the like.

Classifications

■ **A61B5/04001** Measuring bioelectric signals of the body or parts thereof adapted to neuroelectric signals, e.g. nerve impulses

Vi

■ **A61B5/00** - Detecting, measuring or recording for diagnostic purposes; Identification of persons

(no details available)

Broader

[A - HUMAN NECESSITIES](#)
[A61 - MEDICAL OR VETERINARY SCIENCE; HYGIENE](#)
[A61B - DIAGNOSIS; SURGERY; IDENTIFICATION](#)

Narrower

[A61B5/0002](#) - Remote monitoring of patients using telemetry, e.g. transmission of vital signals via a communication network
[A61B5/0033](#) - Features or image-related aspects of imaging apparatus classified in A61B5/00, e.g. for MRI, optical tomography or

Search

Add to query

from Cooperative Patent Classification

WO2015199784A3
WIPO (PCT)

Download PDF

Find Prior Art

Similar

Other languages: [French](#)

Inventor: [Charles M. Lieber](#), [Jia Liu](#), [Zengguang CHENG](#), [Guosong Hong](#), [Tian-Ming FU](#), [Tao Zhou](#)

Worldwide applications
2015 • [US](#) [WO](#)

Application PCT/US2015/024252 events ⓘ
2014-04-04 • Priority to US201461975601P
2014-04-04 • Priority to US61/975,601
2015-04-03 • Application filed by President And Fellows Of Harvard College
2015-12-30 • Publication of WO2015199784A2
2016-02-25 • Publication of WO2015199784A3

Info: [Patent citations \(6\)](#), [Legal events](#), [Similar documents](#), [Priority and Related Applications](#)

External links: [Espacenet](#), [Global Dossier](#), [PatentScope](#), [Discuss](#)

Charles Liebers Virus-Sized Transistors

#nanotechnology #virus #charleslieber #bioweapon #Wuhan #coronavirus #COVID19

<https://t.co/Bm2D6pgPaU>

Charles Lieber's research into brain mapping, manipulation and control.

#CharlesLieber #Microchip #Neuralink #cyborg #ArtificialIntelligence

<https://t.co/NuMO5MsWJW>

Australian scientists find #COVID__19 binds to human cells "far more" than to other animals, suggesting virus came from a lab, not nature.

#manmade #bioweapon #coronavirus #labmade #COVID■19 #ACE2 #WuhanVirus

<https://t.co/KOrAciOUZg>

Well maybe because virologists used HIV ACE2 receptors to create SARS-COV2 from SARS-COV (as you can read in my previous tweets in this thread)

#COVID19 & #HIV use same tactics to evade our immune systems – Chinese study

#coronavirus #ManMade #pandemic

<https://t.co/s3VasvRrPG>

Coronavirus was released from Chinese lab by 'accident', former MI6 chief claims, cites new study as proof

#coronavirus #bioweapon #covid19 #wuhan #MI6 #Leak #pandemic

<https://t.co/pUtlIXd4mJ>

New Quality-Control Investigations on #Vaccines:

Verified the presence of micro, sub-micro & nanosized, inorganic, foreign bodies was identified in all cases,

#Vaccines #Nano #BillGates #Gavi #UK #Government #Contaminated

<https://t.co/TTDGi41Beb>

Unusual Features of the SARS-CoV-2 Genome Suggesting Sophisticated Laboratory Modification Rather Than Natural Evolution and Delineation of Its Probable Synthetic Route

#coronavirus #Covid_19 #ManMade

<https://t.co/JMVo7XEUq8>

2015 ->

Engineered bat virus stirs debate over risky research

Lab-made #coronavirus related to #SARS can infect human cells.

#covid19 #Covid_19 #Manipulated #Plandemic

<https://t.co/1lDQbAQocs>

So Government and @WHO said SARS-COV2 aka COVID19 is new and detected in late 2019?

So why did JOURNAL OF CLINICAL MICRO BIOLOGY, post this in May 2008?

Still think its not a #plandemic ?

<https://t.co/9xsaWELhPs>

JOURNAL OF CLINICAL MICROBIOLOGY, May 2008, p. 1734–1740
0095-1137/08/\$08.00+0 doi:10.1128/JCM.02248-07
Copyright © 2008, American Society for Microbiology. All Rights Reserved.

Vol. 46, No. 5

RNase-Resistant Virus-Like Particles Containing Long Chimeric RNA Sequences Produced by Two-Plasmid Coexpression System[▽]

Yuxiang Wei,^{1,2†} Changmei Yang,^{1,2†} Baojun Wei,^{1,2} Jie Huang,^{1,2} Lunan Wang,² Shuang Meng,² Rui Zhang,² and Jinming Li^{1,2*}

Graduate School, Peking Union Medical College, Chinese Academy of Medical Sciences, Beijing, People's Republic of China,¹ and Department of Immunoassay and Molecular Diagnosis, National Center for Clinical Laboratory, Beijing Hospital, Beijing, People's Republic of China²

Received 20 November 2007/Returned for modification 28 December 2007/Accepted 16 February 2008

RNase-resistant, noninfectious virus-like particles containing exogenous RNA sequences (armored RNA) are good candidates as RNA controls and standards in RNA virus detection. However, the length of RNA packaged in the virus-like particles with high efficiency is usually less than 500 bases. In this study, we describe a method for producing armored L-RNA. Armored L-RNA is a complex of MS2 bacteriophage coat protein and RNA produced in *Escherichia coli* by the induction of a two-plasmid coexpression system in which the coat protein and maturase are expressed from one plasmid and the target RNA sequence with modified MS2 stem-loop (pac site) is transcribed from another plasmid. A 3V armored L-RNA of 2,248 bases containing six gene fragments—hepatitis C virus, severe acute respiratory syndrome coronavirus (SARS-CoV1, SARS-CoV2, and SARS-CoV3), avian influenza virus matrix gene (M300), and H5N1 avian influenza virus (HA300)—was successfully expressed by the two-plasmid coexpression system and was demonstrated to have all of the characteristics of armored RNA. We evaluated the 3V armored L-RNA as a calibrator for multiple virus assays. We used the WHO International Standard for HCV RNA (NIBSC 96/790) to calibrate the chimeric armored L-RNA, which was diluted by 10-fold serial dilutions to obtain samples containing 10⁶ to 10² copies. In conclusion, the approach we used for armored L-RNA preparation is practical and could reduce the labor and cost of quality control in multiplex RNA virus assays. Furthermore, we can assign the chimeric armored RNA with an international unit for quantitative detection.

SARS-CoV2 fragment was amplified from the template plasmid pNCCL-SARS (constructed by our laboratory)

Published online 2008 Jul 1

#coronavirus #SARSCoV2 #LabMade #chimera

<https://t.co/nHfA5WbleO>

SARS-CoV1, SARS-CoV2, SARS-CoV3, HCV, and HA300 were cloned downstream of the inducible T7 promoter of pET28b.

Published online 2008 Feb 27

#coronavirus #SARSCoV2 #COVID19

<https://t.co/ArETo9W92P>

Precision electronic medicine in the brain

<https://t.co/NKnwMyDVh7>

Generation of #SARS-CoV and Bat-SCoV #Mutant #Viruses.

Viruses containing PCR-generated insertions within the viral coding sequence were produced by using the SARS-CoV assembly strategy

#ManipulatedVirus #LabMade #coronavirus #COVID19 #BioWeapon

<https://t.co/WBDMuXh09N>

But its all a #ConspiracyTheory the sheep said.

Nanotechnology for COVID-19: Therapeutics and Vaccine Research

<https://t.co/1TwmU9PFgy>

#COVID19 #coronavirus #NanoTech

Still just a #ConspiracyTheory right?

Military-Funded #Biosensor Could Be the Future of #Pandemic Detection

The Defense Department is helping to fund a new study to determine whether an under-the-skin biosensor can help trackers keep up

<https://t.co/PYhv3sp77h>

#COVID19

Injectable #Biochip for SARS-CoV-2 Detection

Hydrogel is a #DARPA invention that includes nanotechnology and nanobots. This “bioelectronic interface” is a part of the #COVID19 mRNA #vaccines' supply system.

<https://t.co/nRTUN4i4NA>